

## Potential distributors - PTRV 4-PV BU/BK - 3270126

Please be informed that the data shown in this PDF Document is generated from our Online Catalog. Please find the complete data in the user's documentation. Our General Terms of Use for Downloads are valid (<http://phoenixcontact.com/download>)



Potential distributors, nom. voltage: 250 V, nominal current: 17.5 A, cross section: 0.14 mm<sup>2</sup> - 2.5 mm<sup>2</sup>, AWG: 14 - 26, connection method: Push-in connection, number of positions: 2, number of connections: 16, width: 8.3 mm, length: 64 mm, color: blue, color of connection elements: black, mounting: NS 35/7,5, NS 35/15

### Your advantages

- ✓ Potential distributor for distributing potentials up to 17.5 A in EXi areas
- ✓ High contact quality thanks to push-in technology as a replacement for Wire-Wrap®, TERMI-POINT®, etc.
- ✓ Tool-free wiring in a confined space thanks to compact size
- ✓ The 2.3 mm test connection enables testing between the conductors with test pins commonly used in the industry

### Key Commercial Data

|                                      |               |
|--------------------------------------|---------------|
| Packing unit                         | 10 pc         |
| Minimum order quantity               | 10 pc         |
| GTIN                                 |               |
| GTIN                                 | 4046356943826 |
| Weight per Piece (excluding packing) | 17.200 g      |
| Custom tariff number                 | 85369010      |
| Country of origin                    | Poland        |

### Technical data

#### General

|                              |                     |
|------------------------------|---------------------|
| Number of positions          | 2                   |
| Number of levels             | 4                   |
| Number of connections        | 16                  |
| Potentials                   | 1                   |
| Nominal cross section        | 1.5 mm <sup>2</sup> |
| Color                        | blue                |
| Color of connection elements | black               |
| Insulating material          | PA                  |

## Potential distributors - PTRV 4-PV BU/BK - 3270126

### Technical data

#### General

|   |  |
|---|--|
| Flammability rating according to UL 94  | V0   |
| Rated surge voltage   | 4 kV   |
| Overvoltage category  | III  |
| Insulating material group   | I  |
| Maximum power dissipation for nominal condition   | 0.56 W (the value is multiplied when connecting multiple levels)   |
| Maximum load current  | 20 A (in case of a 2.5 mm <sup>2</sup> conductor cross section, the maximum load current must not be exceeded by the total current of all connected conductors.) |
| Nominal current I <sub>N</sub>  | 17.5 A   |
| Nominal voltage U <sub>N</sub>  | 250 V  |
| Open side panel   | Yes  |
| Shock protection test specification   | DIN EN 50274 (VDE 0660-514):2002-11  |
| Back of the hand protection   | guaranteed   |
| Finger protection   | guaranteed   |
| Result of surge voltage test  | Test passed  |
| Surge voltage test setpoint   | 4.8 kV   |
| Result of power-frequency withstand voltage test  | Test passed  |
| Power frequency withstand voltage setpoint  | 1.5 kV   |
| Result of the test for mechanical stability of terminal points (5 x conductor connection) | Test passed  |
| Result of bending test  | Test passed  |
| Bending test rotation speed   | 10 rpm   |
| Bending test turns  | 135  |
| Bending test conductor cross section/weight   | 0.14 mm <sup>2</sup> / 0.2 kg  |
|   | 1.5 mm <sup>2</sup> / 0.4 kg   |
|   | 2.5 mm <sup>2</sup> / 0.7 kg   |
| Tensile test result   | Test passed  |
| Conductor cross section tensile test  | 0.14 mm <sup>2</sup>   |
| Tractive force setpoint   | 10 N   |
| Conductor cross section tensile test  | 1.5 mm <sup>2</sup>  |
| Tractive force setpoint   | 40 N   |
| Conductor cross section tensile test  | 2.5 mm <sup>2</sup>  |
| Tractive force setpoint   | 50 N   |
| Result of tight fit on support  | Test passed  |
| Tight fit on carrier  | NS 35  |
| Setpoint  | 1 N  |
| Result of voltage-drop test   | Test passed  |
| Requirements, voltage drop  | ≤ 6,4 mV   |
| Result of temperature-rise test   | Test passed  |
| Short circuit stability result  | Test passed  |
| Conductor cross section short circuit testing   | 1.5 mm <sup>2</sup>  |

## Potential distributors - PTRV 4-PV BU/BK - 3270126

### Technical data

#### General

|   |  |
|---|--|
| Short-time current  | 0.18 kA  |
| Conductor cross section short circuit testing                           | 2.5 mm <sup>2</sup>                              |
| Short-time current  | 0.3 kA   |
| Result of thermal test  | Test passed                                      |
| Ageing test for screwless modular terminal block temperature cycles     | 192  |
| Proof of thermal characteristics (needle flame) effective duration      | 30 s   |
| Result of aging test  | Test passed                                      |
| Oscillation, broadband noise test result                                | Test passed                                      |
| Test specification, oscillation, broadband noise                        | DIN EN 50155 (VDE 0115-200):2008-03              |
| Test spectrum   | Service life test category 2, bogie-mounted      |
| Test frequency  | f <sub>1</sub> = 5 Hz to f <sub>2</sub> = 250 Hz |
| ASD level   | 6.12 (m/s <sup>2</sup> ) <sup>2</sup> /Hz        |
| Acceleration  | 3.12 g   |
| Test duration per axis  | 5 h  |
| Test directions   | X-, Y- and Z-axis                                |
| Shock test result   | Test passed                                      |
| Test specification, shock test  | DIN EN 50155 (VDE 0115-200):2008-03              |
| Shock form  | Half-sine  |
| Acceleration  | 30g  |
| Shock duration  | 18 ms  |
| Number of shocks per direction  | 3  |
| Test directions   | X-, Y- and Z-axis (pos. and neg.)                |
| Relative insulation material temperature index (Elec., UL 746 B)        | 130 °C   |
| Temperature index of insulation material (DIN EN 60216-1 (VDE 0304-21)) | 125 °C   |
| Static insulating material application in cold                          | -60 °C   |
| Behavior in fire for rail vehicles (DIN 5510-2)                         | Test passed                                      |
| Flame test method (DIN EN 60695-11-10)                                  | V0   |
| Oxygen index (DIN EN ISO 4589-2)  | >32 %  |
| NF F16-101, NF F10-102 Class I  | 2  |
| NF F16-101, NF F10-102 Class F  | 2  |
| Surface flammability NFPA 130 (ASTM E 162)                              | passed   |
| Specific optical density of smoke NFPA 130 (ASTM E 662)                 | passed   |
| Smoke gas toxicity NFPA 130 (SMP 800C)                                  | passed   |
| Calorimetric heat release NFPA 130 (ASTM E 1354)                        | 27,5 MJ/kg                                       |
| Fire protection for rail vehicles (DIN EN 45545-2) R22                  | HL 1 - HL 3                                      |
| Fire protection for rail vehicles (DIN EN 45545-2) R23                  | HL 1 - HL 3                                      |
| Fire protection for rail vehicles (DIN EN 45545-2) R24                  | HL 1 - HL 3                                      |
| Fire protection for rail vehicles (DIN EN 45545-2) R26                  | HL 1 - HL 3                                      |

#### Dimensions

## Potential distributors - PTRV 4-PV BU/BK - 3270126

### Technical data

#### Dimensions

|                  |         |
|------------------|---------|
| Width            | 8.3 mm  |
| Length           | 64 mm   |
| Height NS 35/7,5 | 55.5 mm |
| Height NS 35/15  | 63 mm   |

#### Connection data

|  |                      |
|--|----------------------|
| Connection method  | Push-in connection   |
| Connection in acc. with standard   | IEC 60947-7-1        |
| Conductor cross section solid min.   | 0.14 mm <sup>2</sup> |
| Conductor cross section solid max.   | 2.5 mm <sup>2</sup>  |
| Conductor cross section AWG min.   | 26                   |
| Conductor cross section AWG max.   | 14                   |
| Conductor cross section flexible min.                                      | 0.14 mm <sup>2</sup> |
| Conductor cross section flexible max.                                      | 1.5 mm <sup>2</sup>  |
| Min. AWG conductor cross section, flexible                                 | 26                   |
| Max. AWG conductor cross section, flexible                                 | 14                   |
| Conductor cross section flexible, with ferrule without plastic sleeve min. | 0.14 mm <sup>2</sup> |
| Conductor cross section flexible, with ferrule without plastic sleeve max. | 1.5 mm <sup>2</sup>  |
| Conductor cross section flexible, with ferrule with plastic sleeve min.    | 0.14 mm <sup>2</sup> |
| Conductor cross section flexible, with ferrule with plastic sleeve max.    | 1.5 mm <sup>2</sup>  |
| Stripping length   | 8 mm ... 10 mm       |

#### Standards and Regulations

|  |               |
|--|---------------|
| Connection in acc. with standard                       | IEC 60947-7-1 |
| Flammability rating according to UL 94                 | V0            |
| Fire protection for rail vehicles (DIN EN 45545-2) R22 | HL 1 - HL 3   |
| Fire protection for rail vehicles (DIN EN 45545-2) R23 | HL 1 - HL 3   |
| Fire protection for rail vehicles (DIN EN 45545-2) R24 | HL 1 - HL 3   |
| Fire protection for rail vehicles (DIN EN 45545-2) R26 | HL 1 - HL 3   |

#### Environmental Product Compliance

|            |   |
|------------|---|
| China RoHS | Environmentally friendly use period: unlimited = EFUP-e |
|            | No hazardous substances above threshold values          |

### Drawings

#### Circuit diagram



## Potential distributors - PTRV 4-PV BU/BK - 3270126

### Classifications

#### eCl@ss

|            |          |
|------------|----------|
| eCl@ss 5.1 | 27141100 |
| eCl@ss 6.0 | 27141100 |
| eCl@ss 7.0 | 27141120 |
| eCl@ss 8.0 | 27141120 |
| eCl@ss 9.0 | 27141120 |

#### ETIM

|          |          |
|----------|----------|
| ETIM 4.0 | EC000897 |
| ETIM 5.0 | EC000897 |
| ETIM 6.0 | EC000897 |

#### UNSPSC

|             |          |
|-------------|----------|
| UNSPSC 13.2 | 39121410 |
|-------------|----------|

### Approvals

#### Approvals


#### Approvals

DNV GL / CSA / UL Recognized / KEMA-KEUR / cUL Recognized / IECCE CB Scheme / EAC / EAC / cULus Recognized

#### Ex Approvals


#### Approval details


|        |   |   |            |
|--------|---|---|------------|
| DNV GL |  | <a href="http://exchange.dnv.com/tari/">http://exchange.dnv.com/tari/</a> | TAE000016Y |
|--------|---|---|------------|


|                            |   |   |       |
|----------------------------|---|---|-------|
| CSA                        |  | <a href="http://www.csagroup.org/services-industries/product-listing/">http://www.csagroup.org/services-industries/product-listing/</a> | 13631 |
|                            | D   | B   |       |
| Nominal voltage UN         | 300 V   | 300 V   |       |
| Nominal current IN         | 10 A  | 10 A  |       |
| mm <sup>2</sup> /AWG/kcmil | 26-14   | 26-14   |       |


## Potential distributors - PTRV 4-PV BU/BK - 3270126

### Approvals

|                            |   |   |              |
|----------------------------|---|---|--------------|
| UL Recognized              |  | <a href="http://database.ul.com/cgi-bin/XYV/template/LISEXT/1FRAME/index.htm">http://database.ul.com/cgi-bin/XYV/template/LISEXT/1FRAME/index.htm</a> | FILE E 60425 |
|                            |   | D   |              |
| Nominal voltage UN         | 300 V   |   |              |
| Nominal current IN         | 10 A  |   |              |
| mm <sup>2</sup> /AWG/kcmil | 26-14   |   |              |

|                            |   |   |           |
|----------------------------|---|---|-----------|
| KEMA-KEUR                  |  | <a href="http://www.dekra-certification.com">http://www.dekra-certification.com</a> | 71-102890 |
|                            |   |   |           |
| Nominal voltage UN         | 250 V   |   |           |
| Nominal current IN         | 17.5 A  |   |           |
| mm <sup>2</sup> /AWG/kcmil | 0.14-2.5  |   |           |

|                            |   |   |              |
|----------------------------|---|---|--------------|
| cUL Recognized             |  | <a href="http://database.ul.com/cgi-bin/XYV/template/LISEXT/1FRAME/index.htm">http://database.ul.com/cgi-bin/XYV/template/LISEXT/1FRAME/index.htm</a> | FILE E 60425 |
|                            |   | D   |              |
| Nominal voltage UN         | 300 V   |   |              |
| Nominal current IN         | 10 A  |   |              |
| mm <sup>2</sup> /AWG/kcmil | 26-14   |   |              |

|                    |   |   |          |
|--------------------|---|---|----------|
| IECEE CB Scheme    |  | <a href="http://www.iecee.org/">http://www.iecee.org/</a> | NL-50733 |
|                    |   |   |          |
| Nominal voltage UN | 250 V   |   |          |
| Nominal current IN | 17.5 A  |   |          |

|     |   |  |         |
|-----|---|--|---------|
| EAC |  |  | B.01742 |
|-----|---|--|---------|

|     |   |  |                          |
|-----|---|--|--------------------------|
| EAC |  |  | RU C-<br>DE.AI30.B.01102 |
|-----|---|--|--------------------------|

## Potential distributors - PTRV 4-PV BU/BK - 3270126

### Approvals

cULus Recognized



### Accessories

#### Accessories

#### DIN rail

DIN rail perforated - NS 35/ 7,5 PERF 2000MM - 0801733



DIN rail perforated, Standard profile, width: 35 mm, height: 7.5 mm, acc. to EN 60715, material: Steel, galvanized, passivated with a thick layer, length: 2000 mm, color: silver

DIN rail, unperforated - NS 35/ 7,5 UNPERF 2000MM - 0801681



DIN rail, unperforated, Standard profile, width: 35 mm, height: 7.5 mm, acc. to EN 60715, material: Steel, galvanized, passivated with a thick layer, length: 2000 mm, color: silver

DIN rail perforated - NS 35/ 7,5 WH PERF 2000MM - 1204119



DIN rail perforated, Standard profile, width: 35 mm, height: 7.5 mm, acc. to EN 60715, material: Steel, Galvanized, white passivated, length: 2000 mm, color: silver

DIN rail, unperforated - NS 35/ 7,5 WH UNPERF 2000MM - 1204122



DIN rail, unperforated, Standard profile, width: 35 mm, height: 7.5 mm, acc. to EN 60715, material: Steel, Galvanized, white passivated, length: 2000 mm, color: silver

## Potential distributors - PTRV 4-PV BU/BK - 3270126

### Accessories

DIN rail, unperforated - NS 35/ 7,5 AL UNPERF 2000MM - 0801704



DIN rail, unperforated, Standard profile, width: 35 mm, height: 7.5 mm, acc. to EN 60715, material: Aluminum, uncoated, length: 2000 mm, color: silver

---

DIN rail perforated - NS 35/ 7,5 ZN PERF 2000MM - 1206421



DIN rail perforated, Standard profile, width: 35 mm, height: 7.5 mm, acc. to EN 60715, material: Steel, galvanized, length: 2000 mm, color: silver

---

DIN rail, unperforated - NS 35/ 7,5 ZN UNPERF 2000MM - 1206434



DIN rail, unperforated, Standard profile, width: 35 mm, height: 7.5 mm, acc. to EN 60715, material: Steel, galvanized, length: 2000 mm, color: silver

---

DIN rail, unperforated - NS 35/ 7,5 CU UNPERF 2000MM - 0801762



DIN rail, unperforated, Standard profile, width: 35 mm, height: 7.5 mm, acc. to EN 60715, material: Copper, uncoated, length: 2000 mm, color: copper-colored

---

End cap - NS 35/ 7,5 CAP - 1206560



DIN rail end piece, for DIN rail NS 35/7.5

---

### Documentation



## Potential distributors - PTRV 4-PV BU/BK - 3270126

### Accessories

Mounting material - PT-IL - 3208090



Operating decal for the push-in Technology

---

### End block

End clamp - CLIPFIX 35 - 3022218



Quick mounting end clamp for NS 35/7,5 DIN rail or NS 35/15 DIN rail, with marking option, width: 9.5 mm, color: gray

---

End clamp - CLIPFIX 35-5 - 3022276



Quick mounting end clamp for NS 35/7,5 DIN rail or NS 35/15 DIN rail, with marking option, with parking option for FBS...5, FBS...6, KSS 5, KSS 6, width: 5.15 mm, color: gray

---

End clamp - E/NS 35 N - 0800886



End clamp, width: 9.5 mm, color: gray

---

End clamp - E/UK - 1201442



End clamp, width: 9.5 mm, height: 35.3 mm, material: PA, length: 50.5 mm, Mounting on a DIN rail NS 32 or NS 35, color: gray

---

## Potential distributors - PTRV 4-PV BU/BK - 3270126

### Accessories

End clamp - E/UK 1 - 1201413



End clamps, for supporting the ends of double-level and three-level terminal blocks, width: 10 mm, color: gray

---

### End cover

End cover - D-PTRV 4 WH - 3270151



End cover, length: 63.6 mm, width: 3.8 mm, height: 48.9 mm, color: white

---

End cover - D-PTRV 4 WH 1-4 - 3270152



End cover, length: 63.6 mm, width: 2.2 mm, height: 48.9 mm, color: white

---

End cover - D-PTRV 4 WH 1-4 LGS - 3270234



End cover, length: 63.6 mm, width: 2.2 mm, height: 48.9 mm, color: white

---

End cover - D-PTRV 4 WH 4-1 - 3270236



End cover, length: 63.6 mm, width: 2.2 mm, height: 48.9 mm, color: white

---

## Potential distributors - PTRV 4-PV BU/BK - 3270126

### Accessories

End cover - D-PTRV 4 WH 4-1 LGS - 3270238



End cover, length: 63.6 mm, width: 2.2 mm, height: 48.9 mm, color: white

---

End cover - D-PTRV 4 WH A-D - 3270153



End cover, length: 63.6 mm, width: 2.2 mm, height: 48.9 mm, color: white

---

End cover - D-PTRV 4 WH A-D LGS - 3270235



End cover, length: 63.6 mm, width: 2.2 mm, height: 48.9 mm, color: white

---

End cover - D-PTRV 4 WH D-A - 3270237



End cover, length: 63.6 mm, width: 2.2 mm, height: 48.9 mm, color: white

---

End cover - D-PTRV 4 WH D-A LGS - 3270239



End cover, length: 63.6 mm, width: 2.2 mm, height: 48.9 mm, color: white

---

### Insulating sleeve

## Potential distributors - PTRV 4-PV BU/BK - 3270126

### Accessories

Insulating sleeve - MPS-IH WH - 0201663

Insulating sleeve, color: white



Insulating sleeve - MPS-IH RD - 0201676

Insulating sleeve, color: red



Insulating sleeve - MPS-IH BU - 0201689

Insulating sleeve, color: blue



Insulating sleeve - MPS-IH YE - 0201692

Insulating sleeve, color: yellow



Insulating sleeve - MPS-IH GN - 0201702

Insulating sleeve, color: green



## Potential distributors - PTRV 4-PV BU/BK - 3270126

### Accessories

Insulating sleeve - MPS-IH GY - 0201728

Insulating sleeve, color: gray



Insulating sleeve - MPS-IH BK - 0201731

Insulating sleeve, color: black



### Labeled terminal marker

Zack marker strip - ZB 8,3,LGS:FORTL.ZAHLEN - 0803480



Zack marker strip, Strip, white, labeled, can be labeled with: CMS-P1-PLOTTER, mounting type: snap into tall marker groove, for terminal block width: 8.3 mm, lettering field size: 10.5 x 8.3 mm

---

Zack marker strip - ZB 8,3,QR:FORTL.ZAHLEN - 0803479



Zack marker strip, Strip, white, labeled, can be labeled with: CMS-P1-PLOTTER, mounting type: snap into tall marker groove, for terminal block width: 8.3 mm, lettering field size: 10.5 x 8.3 mm

---

Zack marker strip - ZB 8,3 CUS - 8191573



Zack marker strip, Strip, white, labeled according to customer specifications, mounting type: snap into tall marker groove, for terminal block width: 8.3 mm, lettering field size: 10.5 x 8.3 mm

---

## Potential distributors - PTRV 4-PV BU/BK - 3270126

### Accessories

Marker for terminal blocks - TM-PTRV 4,QR:1-4 - 0803464



Marker for terminal blocks, white, labeled, mounting type: snapped, for terminal block width: 4 mm, lettering field size: 2,4x 9,2 mm

---

Marker for terminal blocks - TM-PTRV 4,QR:4-1 - 0803465



Marker for terminal blocks, white, labeled, mounting type: snapped, for terminal block width: 4 mm, lettering field size: 2,4x 9,2 mm

---

Marker for terminal blocks - TM-PTRV 4,QR:A-D - 0803466



Marker for terminal blocks, white, labeled, mounting type: snapped, for terminal block width: 4 mm, lettering field size: 2,4x 9,2 mm

---

Marker for terminal blocks - TM-PTRV 4,QR:D-A - 0803467



Marker for terminal blocks, white, labeled, mounting type: snapped, for terminal block width: 4 mm, lettering field size: 2,4x 9,2 mm

---

### Mounting material

Retaining bracket - CDC-PTRV - 3270167



Retaining bracket, via four PTRV single modules, pitch: 8.3 mm, width: 35.6 mm, height: 71.5 mm, color: gray

---

### Partition plate

## Potential distributors - PTRV 4-PV BU/BK - 3270126

### Accessories

Spacer plate - DP-PTRV 4 - 3270163



Spacer plate, length: 63.6 mm, width: 8.3 mm, height: 54 mm, color: gray

---

### Screwdriver tools

Screwdriver - SZF 0-0,4X2,5 - 1204504



Actuation tool, for ST terminal blocks, also suitable for use as a bladed screwdriver, size: 0.4 x 2.5 x 75 mm, 2-component grip, with non-slip grip

---

Actuation tool - ST-BW 0 - 1200135



Actuation tool, for all 1.5 mm<sup>2</sup> spring cages from PT 1,5/S and FT 1,5/S

---

### Terminal marking

Zack marker strip - ZB 8,3:UNBEDRUCKT - 0803444



Zack marker strip, Strip, white, unlabeled, can be labeled with: PLOTMARK, CMS-P1-PLOTTER, mounting type: snap into tall marker groove, for terminal block width: 8.3 mm, lettering field size: 10.5 x 8.3 mm

---

### Test plug terminal block

Reducing plug - RPS - 0201647



Reducing plug, color: gray

## Potential distributors - PTRV 4-PV BU/BK - 3270126

### Accessories

Test plugs - MPS-MT - 0201744



Test plugs, with solder connection up to 1 mm<sup>2</sup> conductor cross section, color: gray

---

Phoenix Contact 2019 © - all rights reserved  
<http://www.phoenixcontact.com>