

# Printed-circuit board connector - DMC 1,5/18-G1F-3,5-LR P26THR - 1874519

Please be informed that the data shown in this PDF Document is generated from our Online Catalog. Please find the complete data in the user's documentation. Our General Terms of Use for Downloads are valid (<http://phoenixcontact.com/download>)

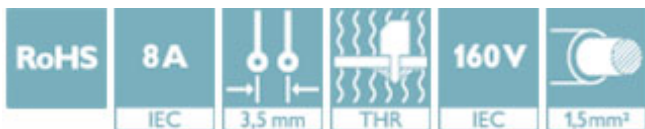
PCB headers, nominal current: 8 A, rated voltage (III/2): 160 V, number of positions: 18, pitch: 3.5 mm, color: black, contact surface: Tin, mounting: THR soldering



The figure shows a 10-pos. version with 20 contacts

## Your advantages

- ✔ Designed for integration into the SMT soldering process
- ✔ Screwable flange for superior mechanical stability
- ✔ Automatic locking and intuitive release through Lock and Release operating lever in contrasting color
- ✔ Conductor connection on several levels enables higher contact density
- ✔ Small component size for applications where space is at a premium



## Key Commercial Data

Packing unit	50 pc
Minimum order quantity	50 pc
GTIN	
GTIN	4055626338644
Weight per Piece (excluding packing)	9.300 g
Custom tariff number	85366930
Country of origin	Germany

## Technical data

### Dimensions

Length [ l ]	11.6 mm
Width	70 mm
Pitch	3.5 mm
Dimension a	59.5 mm
Width [ w ]	70 mm

# Printed-circuit board connector - DMC 1,5/18-G1F-3,5-LR P26THR - 1874519

## Technical data

### Dimensions

Height [ h ]	13.4 mm
Height	10.8 mm
Length of the solder pin	2.6 mm
Pin dimensions	0.8 x 0.8 mm
Pin spacing	2.50 mm
Length	11.6 mm

### General

Range of articles	DMC 1,5/...G1F-THR
Insulating material group	IIIa
Rated voltage (III/3)	160 V
Rated voltage (III/2)	160 V
Nominal current I <sub>N</sub>	8 A
Flammability rating according to UL 94	V0
Color	black
Number of positions	18

### Standards and Regulations

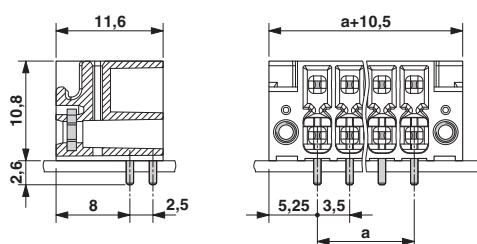
Flammability rating according to UL 94	V0
--	----

### Environmental Product Compliance

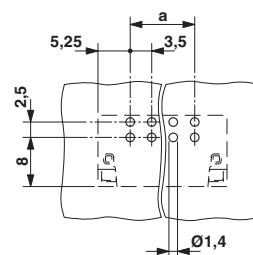
China RoHS	Environmentally friendly use period: unlimited = EFUP-e
	No hazardous substances above threshold values

## Drawings

Dimensional drawing

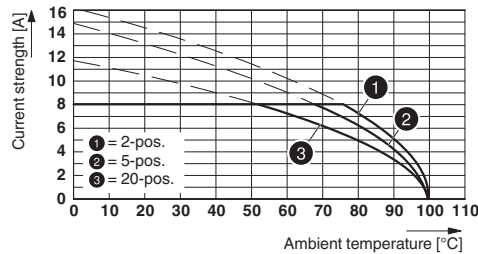


Drilling diagram



# Printed-circuit board connector - DMC 1,5/18-G1F-3,5-LR P26THR - 1874519

Diagram



Type: DFMC 1,5/...-ST-3,5-LR with DMC 1,5/...-G1F-3,5-LR P20 THR

## Classifications

eCl@ss

eCl@ss 4.0	272607xx
eCl@ss 4.1	27260701
eCl@ss 5.0	27260701
eCl@ss 5.1	27260700
eCl@ss 6.0	27260700
eCl@ss 7.0	27440402
eCl@ss 8.0	27440402
eCl@ss 9.0	27440402

ETIM

ETIM 4.0	EC002637
ETIM 5.0	EC002637
ETIM 6.0	EC002637

UNSPSC

UNSPSC 6.01	30211810
UNSPSC 7.0901	39121409
UNSPSC 11	39121409
UNSPSC 12.01	39121409
UNSPSC 13.2	39121409

## Approvals

Approvals

Approvals

IECEE CB Scheme / VDE Gutachten mit Fertigungsüberwachung / EAC / cULus Recognized

# Printed-circuit board connector - DMC 1,5/18-G1F-3,5-LR P26THR - 1874519

## Approvals

Ex Approvals

### Approval details

IECEE CB Scheme		<a href="http://www.iecee.org/">http://www.iecee.org/</a>	DE1-60359_B1_B2
Nominal voltage UN	160 V		
Nominal current IN	8 A		

VDE Gutachten mit Fertigungsüberwachung		<a href="http://www2.vde.com/de/Institut/Online-Service/VDE-gepruefteProdukte/Seiten/Online-Suche.aspx">http://www2.vde.com/de/Institut/Online-Service/ VDE-gepruefteProdukte/Seiten/Online-Suche.aspx</a>	40038423
Nominal voltage UN	160 V		
Nominal current IN	8 A		


EAC		B.01742
-----	--	---------

cULus Recognized		<a href="http://database.ul.com/cgi-bin/XYV/template/LISEXT/1FRAME/index.htm">http://database.ul.com/cgi-bin/XYV/template/LISEXT/1FRAME/index.htm</a>	E60425-20110128
Nominal voltage UN	300 V	300 V	50 V
Nominal current IN	8 A	8 A	8 A

## Accessories

### Additional products

Printed-circuit board connector - DFMC 1,5/18-STF-3,5 - 1790454




Plug, nominal current: 8 A, rated voltage (III/2): 160 V, number of positions: 18 with 36 contacts, pitch: 3.5 mm, connection method: spring-cage connection, color: green, contact surface: tin

## Printed-circuit board connector - DMC 1,5/18-G1F-3,5-LR P26THR - 1874519

### Accessories

Printed-circuit board connector - DFMC 1,5/18-ST-3,5-LR - 1790645



Plug, nominal current: 8 A, rated voltage (III/2): 160 V, number of positions: 18 with 36 contacts, pitch: 3.5 mm, connection method: spring-cage connection, color: green, contact surface: tin