

Printed-circuit board connector - CC 2,5/23-GF-5,08-LR P26THR - 1827621

Please be informed that the data shown in this PDF Document is generated from our Online Catalog. Please find the complete data in the user's documentation. Our General Terms of Use for Downloads are valid (<http://phoenixcontact.com/download>)

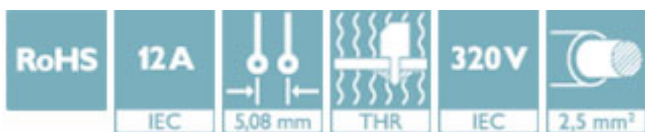
PCB headers, nominal current: 12 A, rated voltage (III/2): 320 V, number of positions: 23, pitch: 5.08 mm, color: black, contact surface: Tin, mounting: THR soldering



The figure shows a 16-position version

Your advantages

- ✓ Designed for integration into the SMT soldering process
- ✓ Maximum flexibility when it comes to device design – one header for connectors with different connection technologies
- ✓ Screwable flange for superior mechanical stability
- ✓ Automatic locking and intuitive release through Lock and Release operating lever in contrasting color



Key Commercial Data

Packing unit	50 pc
Minimum order quantity	50 pc
GTIN	
GTIN	4046356953252
Weight per Piece (excluding packing)	2.220 g
Custom tariff number	85366930
Country of origin	Germany

Technical data

Dimensions

Length [l]	12 mm
Width	126.95 mm
Pitch	5.08 mm
Dimension a	111.76 mm
Width [w]	126.95 mm
Height [h]	11.17 mm

Printed-circuit board connector - CC 2,5/23-GF-5,08-LR P26THR - 1827621

Technical data

Dimensions

Height	8.57 mm
Length of the solder pin	2.6 mm
Pin dimensions	1 x 1 mm
Length	12 mm

General

Range of articles	CC 2,5/...-GF-LR
Insulating material group	IIIa
Rated surge voltage (III/3)	4 kV
Rated surge voltage (III/2)	4 kV
Rated surge voltage (II/2)	4 kV
Rated voltage (III/3)	250 V
Rated voltage (III/2)	320 V
Rated voltage (II/2)	400 V
Connection in acc. with standard	EN-VDE
Nominal current I _N	12 A
Insulating material	LCP
Flammability rating according to UL 94	V0
Color	black
Number of positions	23

Standards and Regulations

Connection in acc. with standard	EN-VDE
Flammability rating according to UL 94	V0

Environmental Product Compliance

REACH SVHC	Lead 7439-92-1
China RoHS	Environmentally Friendly Use Period = 50
	For details about hazardous substances go to tab "Downloads", Category "Manufacturer's declaration"

Classifications

eCl@ss

eCl@ss 5.1	27260700
eCl@ss 6.0	27260700
eCl@ss 7.0	27440402
eCl@ss 8.0	27440402
eCl@ss 9.0	27440402

Printed-circuit board connector - CC 2,5/23-GF-5,08-LR P26THR - 1827621

Classifications

ETIM

ETIM 4.0	EC002637
ETIM 5.0	EC002637
ETIM 6.0	EC002637

UNSPSC

UNSPSC 13.2	39121409
-------------	----------

Approvals


Approvals


Approvals

EAC / cULus Recognized

Ex Approvals

Approval details

EAC		B.01742
-----	---	---------

cULus Recognized		http://database.ul.com/cgi-bin/XYV/template/LISEXT/1FRAME/index.htm	E60425-19931011
------------------	---	---	-----------------

	D	B
Nominal voltage UN	300 V	300 V
Nominal current IN	10 A	16 A

Accessories

Accessories

Coding element

Coding star - CR-MSTB - 1734401

Coding section, inserted into the recess in the header or the inverted plug, red insulating material



Printed-circuit board connector - CC 2,5/23-GF-5,08-LR P26THR - 1827621

Accessories

Coding section - CR-MSTB NAT HT - 1954362



HT coding section, prior to the reflow soldering process it is inserted into the recess on the header, made from high-temperature-resistant beige insulation material

Phoenix Contact 2019 © - all rights reserved
<http://www.phoenixcontact.com>