

Printed-circuit board connector - IPC 16/ 3-G-10,16 BK - 1733822

Please be informed that the data shown in this PDF Document is generated from our Online Catalog. Please find the complete data in the user's documentation. Our General Terms of Use for Downloads are valid (<http://phoenixcontact.com/download>)

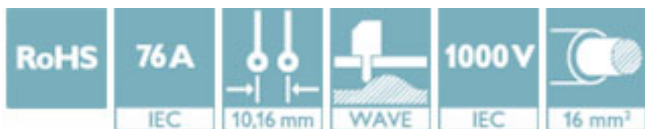
PCB headers, nominal current: 76 A, rated voltage (III/2): 1000 V, number of positions: 3, pitch: 10.16 mm, color: black, contact surface: Silver, mounting: Wave soldering



The figure shows a 5-pos. version of the product in green

Your advantages

- ✓ Well-known mounting principle allows worldwide use
- ✓ Maximum flexibility when it comes to device design – one header for connectors with different connection technologies
- ✓ Inverted header with socket contacts for touch-proof device outputs or PCB/PCB connections
- ✓ Integrated double steel spring provides additional safety in the event of temperature and power fluctuations



Key Commercial Data

Packing unit	1
GTIN	
GTIN	4046356165679
Custom tariff number	85366930

Technical data

Dimensions

Length [l]	32.1 mm
Width	31.28 mm
Pitch	10.16 mm
Dimension a	20.32 mm
Width [w]	31.28 mm
Height [h]	17.6 mm
Height	13.6 mm
Length of the solder pin	4 mm
Pin dimensions	0.8 x 1.2 mm
Pin spacing	10.16 mm

Printed-circuit board connector - IPC 16/ 3-G-10,16 BK - 1733822

Technical data

Dimensions

Length	32.1 mm
--------	---------

General

Range of articles	IPC 16/...-G
Insulating material group	I
Rated surge voltage (III/3)	8 kV
Rated surge voltage (III/2)	8 kV
Rated surge voltage (II/2)	8 kV
Rated voltage (III/3)	1000 V
Rated voltage (III/2)	1000 V
Rated voltage (II/2)	1000 V
Nominal current I_N	76 A
Maximum load current	76 A
Insulating material	PA
Flammability rating according to UL 94	V0
Color	black
Number of positions	3

Standards and Regulations

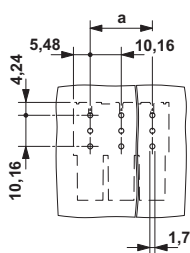
Connection in acc. with standard	CUL
Flammability rating according to UL 94	V0

Environmental Product Compliance

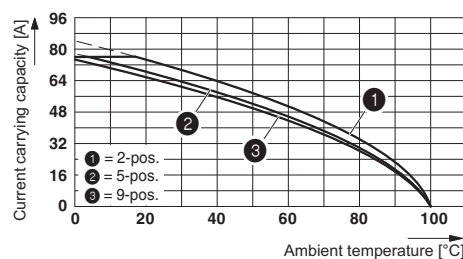
China RoHS	Environmentally friendly use period: unlimited = EFUP-e
	No hazardous substances above threshold values

Drawings

Drilling diagram



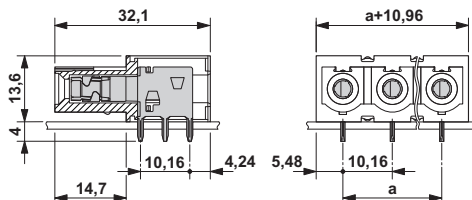
Diagram



Type : ISPC 16/...-ST-10,16 with IPC 16/...-G-10,16

Printed-circuit board connector - IPC 16/ 3-G-10,16 BK - 1733822

Dimensional drawing



Classifications

eCl@ss

eCl@ss 4.0	272607xx
eCl@ss 4.1	27260701
eCl@ss 5.0	27260701
eCl@ss 5.1	27260700
eCl@ss 6.0	27260700
eCl@ss 7.0	27440402
eCl@ss 8.0	27440402
eCl@ss 9.0	27440402

ETIM

ETIM 3.0	EC001121
ETIM 4.0	EC002637
ETIM 5.0	EC002637
ETIM 6.0	EC002637

UNSPSC

UNSPSC 6.01	30211810
UNSPSC 7.0901	39121409
UNSPSC 11	39121409
UNSPSC 12.01	39121409
UNSPSC 13.2	39121409

Approvals

Approvals

Approvals


IECEE CB Scheme / SEV / EAC / cULus Recognized


Ex Approvals


Printed-circuit board connector - IPC 16/ 3-G-10,16 BK - 1733822


Approvals

Approval details

IECEE CB Scheme		http://www.iecee.org/	CH-8077
Nominal voltage UN		1000 V	
Nominal current IN		76 A	

SEV		https://www.electrosuisse.ch/de/meta/shop/produktezertifikate.html	IK-3431
Nominal voltage UN		1000 V	
Nominal current IN		76 A	

EAC			B.01742
-----	---	--	---------

cULus Recognized		http://database.ul.com/cgi-bin/XYV/template/LISEXT/1FRAME/index.htm	E60425-20040202
	D	B	C
Nominal voltage UN	600 V	300 V	300 V
Nominal current IN	5 A	66 A	66 A