

PCB terminal block - MKDS 5 HV/ 3-9,52 SZS - 1756964

Please be informed that the data shown in this PDF Document is generated from our Online Catalog. Please find the complete data in the user's documentation. Our General Terms of Use for Downloads are valid (<http://phoenixcontact.com/download>)



PCB terminal block, nominal current: 32 A, nom. voltage: 1000 V, pitch: 9.52 mm, number of positions: 3, connection method: Screw connection with tension sleeve, mounting: Wave soldering, conductor/PCB connection direction: 0 °, color: green


The figure shows a 2-pos. version of the product

Your advantages

- ✓ Well-known connection principle allows worldwide use
- ✓ Low temperature rise, thanks to maximum contact force
- ✓ Allows connection of two conductors
- ✓ The latching on the side enables various numbers of positions to be combined



Key Commercial Data

Packing unit	1
GTIN	 4 046356 353564
GTIN	4046356353564
Custom tariff number	85366990

Technical data

Item properties

Brief article description	PCB terminal block
Range of articles	MKDS 5 HV
Pitch	9.52 mm
Number of positions	3
Connection method	Screw connection with tension sleeve
Screw thread	M3
Mounting type	Wave soldering
Pin layout	Linear back pinning
Number of levels	1

Electrical parameters

PCB terminal block - MKDS 5 HV/ 3-9,52 SZS - 1756964

Technical data

Electrical parameters

Rated current	32 A
Rated insulation voltage (III/2)	1000 V
Rated surge voltage (III/2)	8 kV

Connection capacity

Conductor cross section solid	0.2 mm ² ... 6 mm ²
Conductor cross section flexible	0.2 mm ² ... 4 mm ²
Conductor cross section AWG / kcmil	24 ... 10
Conductor cross section flexible, with ferrule without plastic sleeve	0.25 mm ² ... 4 mm ²
Conductor cross section, flexible, with ferrule, with plastic sleeve	0.25 mm ² ... 4 mm ²
2 conductors with same cross section, solid	0.2 mm ² ... 1.5 mm ²
2 conductors with same cross section, flexible	0.2 mm ² ... 1.5 mm ²
2 conductors with same cross section, stranded, ferrules without plastic sleeve	0.25 mm ² ... 0.75 mm ²
2 conductors with same cross section, stranded, with TWIN ferrules with plastic sleeve	0.5 mm ² ... 2.5 mm ²
Stripping length	8 mm
Torque	0.5 Nm ... 0.6 Nm

Material data - contact

Note	WEEE/RoHS-compliant, free of whiskers according to IEC 60068-2-82/ JEDEC JESD 201
Contact material	Cu alloy
Surface characteristics	Tin-plated
Metal surface terminal point (top layer)	Tin (4 - 8 µm Sn)
Metal surface soldering area (top layer)	Tin (4 - 8 µm Sn)

Material data - housing

Insulating material	PA
Insulating material group	I
CTI according to IEC 60112	600
Flammability rating according to UL 94	V0
Glow wire flammability index GWFI according to EN 60695-2-12	850
Glow wire ignition temperature GWIT according to EN 60695-2-13	775
Temperature for the ball pressure test according to EN 60695-10-2	125 °C

Dimensions for the product

Caption	The figure shows a 3-position version
Length [l]	11.2 mm
Width [w]	28.56 mm
Height [h]	26.7 mm
Pitch	9.52 mm
Height (without solder pin)	21.5 mm
Solder pin [P]	5.2 mm

PCB terminal block - MKDS 5 HV/ 3-9,52 SZS - 1756964

Technical data

Dimensions for the product

Pin dimensions	0.9 x 0.9 mm
Dimension a	19.04 mm

Dimensions for PCB design

Hole diameter	1.3 mm
---------------	--------

Packaging information

Type of packaging	packed in cardboard
Pieces per package	50
Denomination packing units	Pcs.

General product information

Type of note	Note on application
Note	For safe conductor connection, always adhere to a defined tightening torque. Particularly in the case of PCB terminal blocks with two or three positions, the individual solder pin for each contact point cannot compensate for this. That is why the terminal blocks must be supported during conductor connection (held with one hand, support on the housing).

Electrical tests

Rated current	32 A
Rated insulation voltage (III/2)	1000 V
Rated surge voltage (III/2)	8 kV

Air clearances and creepage distances

Insulating material group	I
Voltage	800 V
Rated insulation voltage (III/3)	800 V
Rated insulation voltage (III/2)	1000 V
Rated insulation voltage (II/2)	1000 V
Rated surge voltage (III/3)	8 kV
Rated surge voltage (III/2)	8 kV
Rated surge voltage (II/2)	6 kV

Standards and Regulations

Connection in acc. with standard	EN-VDE
	CUL
Flammability rating according to UL 94	V0

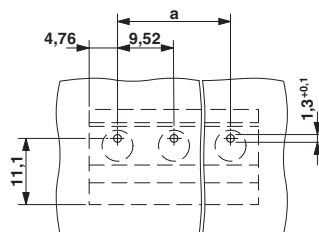
Environmental Product Compliance

REACH SVHC	Lead 7439-92-1
China RoHS	Environmentally Friendly Use Period = 50
	For details about hazardous substances go to tab "Downloads", Category "Manufacturer's declaration"

Drawings

PCB terminal block - MKDS 5 HV/ 3-9,52 SZS - 1756964

Drilling diagram



Classifications

eCl@ss

eCl@ss 4.0	27141111
eCl@ss 4.1	27141109
eCl@ss 5.0	27141190
eCl@ss 5.1	27261100
eCl@ss 6.0	27261100
eCl@ss 7.0	27440401
eCl@ss 8.0	27440401
eCl@ss 9.0	27440401

ETIM

ETIM 3.0	EC001121
ETIM 4.0	EC002643
ETIM 5.0	EC002643
ETIM 6.0	EC002643

UNSPSC

UNSPSC 6.01	30211801
UNSPSC 7.0901	39121432
UNSPSC 11	39121432
UNSPSC 12.01	39121432
UNSPSC 13.2	39121432

Approvals

Approvals

Approvals


EAC / cULus Recognized


Ex Approvals

PCB terminal block - MKDS 5 HV/ 3-9,52 SZS - 1756964

Approvals

Approval details

EAC		B.01742
-----	---	---------

cULus Recognized		http://database.ul.com/cgi-bin/XYV/template/LISEXT/1FRAME/index.htm	E60425-19770427
	D	B	C
Nominal voltage UN	600 V	300 V	300 V
Nominal current IN	5 A	30 A	30 A
mm²/AWG/kcmil	30-10	30-10	30-10

Accessories

Accessories

Screwdriver tools

Screwdriver - SZS 0,6X3,5 - 1205053



Actuation tool, for ST terminal blocks, insulated, also suitable for use as a bladed screwdriver, size: 0.6 x 3.5 x 100 mm, 2-component grip, with non-slip grip