

PCB terminal block - ZFK4DSA 1,5-5,08-16 BK - 1731918

Please be informed that the data shown in this PDF Document is generated from our Online Catalog. Please find the complete data in the user's documentation. Our General Terms of Use for Downloads are valid (<http://phoenixcontact.com/download>)

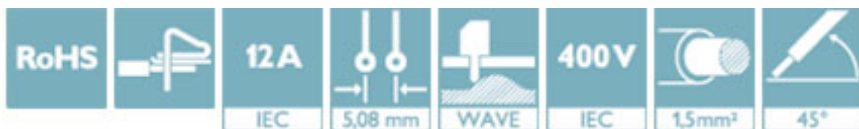


PCB terminal block, nominal current: 12 A, nom. voltage: 400 V, pitch: 5.08 mm, number of positions: 16, connection method: Spring-cage connection, mounting: Wave soldering, conductor/PCB connection direction: 45°, color: black

The figure shows an 10-position version

Your advantages

- Defined contact force ensures that contact remains stable over the long term
- Clamping space opened by means of fixed screwdriver enables convenient conductor connection
- Conductor connection on several levels enables higher contact density
- The latching on the side enables various numbers of positions to be combined



Key Commercial Data

Packing unit	1
GTIN	
GTIN	4046356158701
Custom tariff number	85369010

Technical data

Dimensions

Length [l]	42.4 mm
Pitch	5.08 mm
Dimension a	76.2 mm
Width [w]	82.28 mm
Height	48 mm
Height [h]	51.2 mm
Solder pin [P]	3.4 mm
Hole diameter	1.3 mm

General

Range of articles	ZFK4DS(A) 1,5
-------------------	---------------

PCB terminal block - ZFK4DSA 1,5-5,08-16 BK - 1731918

Technical data

General

Insulating material group	I
Rated surge voltage (III/3)	4 kV
Rated surge voltage (III/2)	4 kV
Rated surge voltage (II/2)	4 kV
Rated voltage (III/3)	250 V
Rated voltage (III/2)	400 V
Rated voltage (II/2)	630 V
Connection in acc. with standard	EN-VDE
Nominal current I_N	12 A
Nominal cross section	1.5 mm ²
Maximum load current	12 A
Insulating material	PA
Contact material	Sn
Flammability rating according to UL 94	V0
Internal cylindrical gage	A1
Stripping length	7.5 mm
Number of positions	16

Connection data

Conductor cross section AWG min.	24
Conductor cross section AWG max.	14

Standards and Regulations

Connection in acc. with standard	EN-VDE
Flammability rating according to UL 94	V0

Environmental Product Compliance

China RoHS	Environmentally friendly use period: unlimited = EFUP-e
	No hazardous substances above threshold values

Classifications

eCl@ss

eCl@ss 4.0	27141109
eCl@ss 4.1	27141109
eCl@ss 5.0	27141190
eCl@ss 5.1	27261100
eCl@ss 6.0	27261100
eCl@ss 7.0	27440401
eCl@ss 8.0	27440401
eCl@ss 9.0	27440401

PCB terminal block - ZFK4DSA 1,5-5,08-16 BK - 1731918

Classifications

ETIM

ETIM 3.0	EC001121
ETIM 4.0	EC002643
ETIM 5.0	EC002643
ETIM 6.0	EC002643

UNSPSC

UNSPSC 6.01	30211801
UNSPSC 7.0901	39121432
UNSPSC 11	39121432
UNSPSC 12.01	39121432
UNSPSC 13.2	39121432

Approvals


Approvals


Approvals

EAC / cULus Recognized

Ex Approvals

Approval details

EAC		B.01742
-----	---	---------

cULus Recognized		http://database.ul.com/cgi-bin/XYV/template/LISEXT/1FRAME/index.htm	E60425-19941110
	D	B	
Nominal voltage UN	300 V	250 V	
Nominal current IN	10 A	10 A	
mm ² /AWG/kcmil	26-12	26-12	