


Printed-circuit board connector - FK-MCP 1,5/10-ST-3,5 BK - 1800285

Please be informed that the data shown in this PDF Document is generated from our Online Catalog. Please find the complete data in the user's documentation. Our General Terms of Use for Downloads are valid (<http://phoenixcontact.com/download>)

PCB connector, nominal current: 8 A, rated voltage (III/2): 160 V, number of positions: 10, pitch: 3.5 mm, connection method: Push-in spring connection, color: black, contact surface: Tin




The figure shows a 10-position version of the product

Your advantages

- ✓ Time saving push-in connection, tools not required
- ✓ Defined contact force ensures that contact remains stable over the long term
- ✓ Intuitive use through colour coded actuation lever
- ✓ Operation and conductor connection from one direction enable integration into front of device
- ✓ Quick and convenient testing using integrated test option



Key Commercial Data

Packing unit	1
GTIN	 4 055626 330198
GTIN	4055626330198
Custom tariff number	85366990

Technical data

Dimensions

Length [l]	21 mm
Width [w]	35.9 mm
Height [h]	12.4 mm
Pitch	3.5 mm
Dimension a	31.5 mm

General

Range of articles	FK-MCP 1,5/...-ST
Number of positions	10
Connection method	Push-in spring connection

Printed-circuit board connector - FK-MCP 1,5/10-ST-3,5 BK - 1800285

Technical data

General

Insulating material group	I
Rated voltage (III/2)	160 V
Nominal current I _N	8 A
Nominal cross section	1.5 mm ²
Flammability rating according to UL 94	V0

Specifications for ferrules

Recommended crimping pliers	1212034 CRIMPFOX 6
Ferrules without insulating collar, according to DIN 46228-1	Cross section: 0.25 mm ² ; Length: 7 mm ... 9 mm
	Cross section: 0.34 mm ² ; Length: 7 mm ... 9 mm
	Cross section: 0.5 mm ² ; Length: 8 mm ... 9 mm
	Cross section: 0.75 mm ² ; Length: 8 mm ... 9 mm
	Cross section: 1 mm ² ; Length: 8 mm ... 9 mm
	Cross section: 1.5 mm ² ; Length: 8 mm ... 9 mm

Standards and Regulations

Flammability rating according to UL 94	V0
--	----

Environmental Product Compliance

China RoHS	Environmentally friendly use period: unlimited = EFUP-e
	No hazardous substances above threshold values

Classifications

eCl@ss

eCl@ss 5.1	27260700
eCl@ss 6.0	27260700
eCl@ss 7.0	27440309
eCl@ss 8.0	27440309
eCl@ss 9.0	27440309

ETIM

ETIM 5.0	EC002638
ETIM 6.0	EC002638

Approvals

Approvals

Approvals


IECEE CB Scheme / VDE Gutachten mit Fertigungsüberwachung / EAC / cULus Recognized


Printed-circuit board connector - FK-MCP 1,5/10-ST-3,5 BK - 1800285


Approvals


Ex Approvals

Approval details

IECEE CB Scheme		http://www.iecee.org/	DE1-60987-B1B2
Nominal voltage UN	160 V		
Nominal current IN	8 A		
mm ² /AWG/kcmil	0.2-1.5		

VDE Gutachten mit Fertigungsüberwachung		http://www2.vde.com/de/Institut/Online-Service/VDE-gepruefteProdukte/Seiten/Online-Suche.aspx	40011723
Nominal voltage UN	160 V		
Nominal current IN	8 A		
mm ² /AWG/kcmil	0.2-1.5		

EAC			B.01742
-----	---	--	---------

cULus Recognized		http://database.ul.com/cgi-bin/XYV/template/LISEXT/1FRAME/index.htm	E60425-19920306
Nominal voltage UN	300 V		
Nominal current IN	8 A		
mm ² /AWG/kcmil	28-16		