


Printed-circuit board connector - MSTBT 2,5/ 2-ST BU - 1926439

Please be informed that the data shown in this PDF Document is generated from our Online Catalog. Please find the complete data in the user's documentation. Our General Terms of Use for Downloads are valid (<http://phoenixcontact.com/download>)

PCB connector, nominal current: 12 A, rated voltage (III/2): 320 V, number of positions: 2, pitch: 5 mm, connection method: Screw connection with tension sleeve, color: blue, contact surface: Tin




The figure shows a 10-position version of the product

Your advantages

- Well-known connection principle allows worldwide use
- Low temperature rise, thanks to maximum contact force
- Allows connection of two conductors



Key Commercial Data

Packing unit	1
GTIN	 4 017918 602772
GTIN	4017918602772
Custom tariff number	85366990

Technical data

Dimensions

Length [l]	18.1 mm
Width [w]	10 mm
Height [h]	15 mm
Pitch	5 mm
Dimension a	5 mm

General

Range of articles	MSTBT 2,5/..-ST
Number of positions	2
Connection method	Screw connection with tension sleeve
Insulating material group	I

Printed-circuit board connector - MSTBT 2,5/ 2-ST BU - 1926439

Technical data

General

Rated surge voltage (III/3)	4 kV
Rated surge voltage (III/2)	4 kV
Rated surge voltage (II/2)	4 kV
Rated voltage (III/3)	250 V
Rated voltage (III/2)	320 V
Rated voltage (II/2)	630 V
Connection in acc. with standard	EN-VDE
Nominal current I_N	12 A
Nominal cross section	2.5 mm ²
Maximum load current	12 A (with a 2.5 mm ² conductor cross section)
Insulating material	PA
Flammability rating according to UL 94	V2
Internal cylindrical gage	A3
Stripping length	7 mm
Screw thread	M3
Tightening torque, min	0.5 Nm
Tightening torque max	0.6 Nm

Connection data

Conductor cross section solid min.	0.2 mm ²
Conductor cross section solid max.	2.5 mm ²
Conductor cross section flexible min.	0.2 mm ²
Conductor cross section flexible max.	2.5 mm ²
Conductor cross section flexible, with ferrule without plastic sleeve min.	0.25 mm ²
Conductor cross section flexible, with ferrule without plastic sleeve max.	2.5 mm ²
Conductor cross section flexible, with ferrule with plastic sleeve min.	0.25 mm ²
Conductor cross section flexible, with ferrule with plastic sleeve max.	2.5 mm ²
Conductor cross section AWG min.	24
Conductor cross section AWG max.	12
2 conductors with same cross section, solid min.	0.2 mm ²
2 conductors with same cross section, solid max.	1 mm ²
2 conductors with same cross section, stranded min.	0.2 mm ²
2 conductors with same cross section, stranded max.	1.5 mm ²
2 conductors with same cross section, stranded, ferrules without plastic sleeve, min.	0.25 mm ²
2 conductors with same cross section, stranded, ferrules without plastic sleeve, max.	1 mm ²
2 conductors with same cross section, stranded, TWIN ferrules with plastic sleeve, min.	0.5 mm ²
2 conductors with same cross section, stranded, TWIN ferrules with plastic sleeve, max.	1.5 mm ²
Minimum AWG according to UL/CUL	30

Printed-circuit board connector - MSTBT 2,5/ 2-ST BU - 1926439

Technical data

Connection data

Maximum AWG according to UL/CUL	12
---------------------------------	----

Standards and Regulations

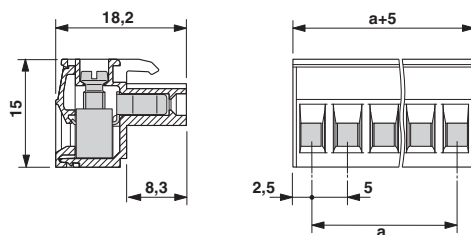
Connection in acc. with standard	EN-VDE
	CSA
Flammability rating according to UL 94	V2

Environmental Product Compliance

REACH SVHC	Lead 7439-92-1
China RoHS	Environmentally Friendly Use Period = 50
	For details about hazardous substances go to tab "Downloads", Category "Manufacturer's declaration"

Drawings

Dimensional drawing



Classifications

eCl@ss

eCl@ss 4.0	272607xx
eCl@ss 4.1	27260701
eCl@ss 5.0	27260701
eCl@ss 5.1	27260700
eCl@ss 6.0	27260700
eCl@ss 7.0	27440309
eCl@ss 8.0	27440309
eCl@ss 9.0	27440309

ETIM

ETIM 3.0	EC001121
ETIM 4.0	EC002638
ETIM 5.0	EC002638
ETIM 6.0	EC002638

Printed-circuit board connector - MSTBT 2,5/ 2-ST BU - 1926439

Classifications

UNSPSC

UNSPSC 6.01	30211810
UNSPSC 7.0901	39121409
UNSPSC 11	39121409
UNSPSC 12.01	39121409
UNSPSC 13.2	39121409

Approvals

Approvals

Approvals

CSA / IEC EE CB Scheme / VDE Gutachten mit Fertigungsüberwachung / EAC / cULus Recognized

Ex Approvals

Approval details

CSA		http://www.csagroup.org/services-industries/product-listing/	13631
	D	B	
Nominal voltage UN	300 V	300 V	
Nominal current IN	10 A	10 A	
mm ² /AWG/kcmil	28-12	28-12	

IECEE CB Scheme		http://www.iecee.org/	DE1-58978-B1B2
Nominal voltage UN	250 V		
Nominal current IN	12 A		
mm ² /AWG/kcmil	0.2-2.5		

VDE Gutachten mit Fertigungsüberwachung		http://www2.vde.com/de/Institut/Online-Service/VDE-gepruefteProdukte/Seiten/Online-Suche.aspx	40004701
Nominal voltage UN	250 V		
Nominal current IN	12 A		
mm ² /AWG/kcmil	0.2-2.5		

Printed-circuit board connector - MSTBT 2,5/ 2-ST BU - 1926439

Approvals

EAC		B.01742
-----	--	---------

cULus Recognized		http://database.ul.com/cgi-bin/XYV/template/LISEXT/1FRAME/index.htm	E60425-19931011
	D	B	
Nominal voltage UN	300 V	300 V	
Nominal current IN	10 A	15 A	
mm ² /AWG/kcmil	30-12	30-12	

Accessories

Accessories

Bridge

Insertion bridge - EBP 2- 5 - 1733169



Insertion bridge, fully insulated, for connectors with 5.0 or 5.08 mm pitch, no. of positions: 2

Cable housing

Cable housing - KGG-MSTB 2,5/ 2 - 1803934



Cable housing, pitch: 0 mm, number of positions: 2, dimension a: 10 mm, color: green

Coding element

Coding profile - CP-MSTB - 1734634



Coding profile, is inserted into the slot on the plug or inverted header, red insulating material

Labeled terminal marker

Printed-circuit board connector - MSTBT 2,5/ 2-ST BU - 1926439

Accessories

Marker card - SK 5/3,8:FORTL.ZAHLEN - 0804183



Marker card, Card, white, labeled, Horizontal: consecutive numbers 1 ... 10, 11 ... 20, etc. up to 91 ... (99)100, mounting type: adhesive, for terminal block width: 5 mm, lettering field size: 5 x 3.8 mm

Screwdriver tools

Screwdriver - SZS 0,6X3,5 - 1205053



Actuation tool, for ST terminal blocks, insulated, also suitable for use as a bladed screwdriver, size: 0.6 x 3.5 x 100 mm, 2-component grip, with non-slip grip

Additional products

Feed-through header - DFK-MSTB 2,5/ 2-G - 0707109



Feed-through header, nominal current: 12 A, rated voltage (III/2): 320 V, number of positions: 2, pitch: 5 mm, connection method: Solder/Slip-on connection, color: green, contact surface: Tin, mounting: Direct mounting, accessory order no. 5030172 can only be used in conjunction with MSTB 2,5/...ST and MSTBT 2,5/...ST.

Feed-through header - MSTBW 2,5/ 2-G - 1736111



PCB headers, nominal current: 12 A, rated voltage (III/2): 320 V, number of positions: 2, pitch: 5 mm, color: green, contact surface: Tin, mounting: Wave soldering

Printed-circuit board connector - MSTBVA 2,5/ 2-G - 1755516



PCB headers, nominal current: 12 A, rated voltage (III/2): 320 V, number of positions: 2, pitch: 5 mm, color: green, contact surface: Tin, mounting: Wave soldering

Printed-circuit board connector - MSTBT 2,5/ 2-ST BU - 1926439

Accessories

Feed-through header - MSTBV 2,5/ 2-G - 1753437



PCB headers, nominal current: 12 A, rated voltage (III/2): 320 V, number of positions: 2, pitch: 5 mm, color: green, contact surface: Tin, mounting: Wave soldering

Feed-through header - MSTB 2,5/ 2-G - 1754436



PCB headers, nominal current: 12 A, rated voltage (III/2): 320 V, number of positions: 2, pitch: 5 mm, color: green, contact surface: Tin, mounting: Wave soldering

Feed-through header - MDSTBA 2,5/ 2-G - 1846519



PCB headers, nominal current: 10 A, rated voltage (III/2): 320 V, number of positions: 2, pitch: 5 mm, color: green, contact surface: Tin, mounting: Wave soldering, The article can be aligned to create different nos. of positions! In combination with MVSTB or FKCV plug components, both an MVSTBW (or FKCVW) and an MVSTBR plug (or FKCVR) must be used. Combination with TMSTBP plug components is not possible!

Feed-through header - MDSTBVA 2,5/ 2-G - 1845785



PCB headers, nominal current: 10 A, rated voltage (III/2): 320 V, number of positions: 2, pitch: 5 mm, color: green, contact surface: Tin, mounting: Wave soldering, The article can be aligned to create different nos. of positions! In combination with MVSTB or FKCV plug components, both an MVSTBW (or FKCVW) and an MVSTBR plug (or FKCVR) must be used. Combination with TMSTBP plug components is not possible!

Feed-through header - EMSTBA 2,5/ 2-G - 1899841



PCB headers, nominal current: 12 A, rated voltage (III/2): 320 V, number of positions: 2, pitch: 5 mm, color: green, contact surface: Tin, mounting: Press-in technology

Printed-circuit board connector - MSTBT 2,5/ 2-ST BU - 1926439

Accessories

Feed-through header - EMSTBVA 2,5/ 2-G - 1914852



PCB headers, nominal current: 12 A, rated voltage (III/2): 320 V, number of positions: 2, pitch: 5 mm, color: green, contact surface: Tin, mounting: Press-in technology

Feed-through header - MSTBA 2,5/ 2-G-LA - 1770481



PCB headers, nominal current: 12 A, rated voltage (III/2): 320 V, number of positions: 2, pitch: 5 mm, color: green, contact surface: Tin, mounting: Wave soldering

Printed-circuit board connector - MSTBA 2,5/ 2-G - 1757475



PCB headers, nominal current: 12 A, rated voltage (III/2): 320 V, number of positions: 2, pitch: 5 mm, color: green, contact surface: Tin, mounting: Wave soldering

Feed-through header - MSTB 2,5/ 2-G-LA - 1768189



PCB headers, nominal current: 12 A, rated voltage (III/2): 320 V, number of positions: 2, pitch: 5 mm, color: green, contact surface: Tin, mounting: Wave soldering

Feed-through header - MDSTBW 2,5/ 2-G - 1802443



PCB headers, nominal current: 10 A, rated voltage (III/2): 320 V, number of positions: 2, pitch: 5 mm, color: green, contact surface: Tin, mounting: Wave soldering, The article can be aligned to create different nos. of positions! In combination with MVSTB or FKCV plug components, both an MVSTBW (or FKCVW) and an MVSTBR plug (or FKCVR) must be used. Combination with TMSTBP plug components is not possible!

Printed-circuit board connector - MSTBT 2,5/ 2-ST BU - 1926439

Accessories

Feed-through header - MDSTBV 2,5/ 2-G - 1763032



PCB headers, nominal current: 10 A, rated voltage (III/2): 320 V, number of positions: 2, pitch: 5 mm, color: green, contact surface: Tin, mounting: Wave soldering, Can be aligned! Mounting flange: Order No. 1836477, 1836480. In combination with MVSTB or FKCV plug components, both an MVSTBW (or FKCVW) and an MVSTBR plug (or FKCVR) must be used. Combination with TMSTBP plug components is not possible!

Feed-through header - MDSTB 2,5/ 2-G - 1762046



PCB headers, nominal current: 10 A, rated voltage (III/2): 320 V, number of positions: 2, pitch: 5 mm, color: green, contact surface: Tin, mounting: Wave soldering, Can be aligned! Mounting flange: Order no. 1736771, 1736768. In combination with MVSTB or FKCV plugs, both an MVSTBW (or FKCVW) and an MVSTBR plug (or FKCVR) must be used. Combination with TMSTBP plugs is not possible!

Feed-through header - SMSTBA 2,5/ 2-G - 1769803



PCB headers, nominal current: 12 A, rated voltage (III/2): 320 V, number of positions: 2, pitch: 5 mm, color: green, contact surface: Tin, mounting: Wave soldering

Printed-circuit board connector - SMSTB 2,5/ 2-G - 1769230



PCB headers, nominal current: 12 A, rated voltage (III/2): 320 V, number of positions: 2, pitch: 5 mm, color: green, contact surface: Tin, mounting: Wave soldering