

# Panel feed-through terminal block - TW 50/ 5-CL - 1708749

Please be informed that the data shown in this PDF Document is generated from our Online Catalog. Please find the complete data in the user's documentation. Our General Terms of Use for Downloads are valid (<http://phoenixcontact.com/download>)



Panel feed-through terminal block, connection method: T-LOX knee lever connection, Cable lug connection, number of positions: 5, load current: 150 A, cross section: 10 mm<sup>2</sup> - 50 mm<sup>2</sup>, width: 118 mm, color: gray

## Your advantages

- ✓ Lever actuation enables time-saving and smooth connection of large conductors
- ✓ Defined contact force ensures that contact remains stable over the long term
- ✓ 90° open clamping space allows the conductor to be conveniently swiveled
- ✓ Quick, tool-free mounting on the housing wall using a fixing wedge



## Key Commercial Data

Packing unit	5 pc
Minimum order quantity	5 pc
GTIN	 4 055626 020358
GTIN	4055626020358
Weight per Piece (excluding packing)	647.400 g
Custom tariff number	85369010
Country of origin	Poland

## Technical data

### General

Number of levels	1
Number of connections	2
Nominal cross section	50 mm <sup>2</sup>
Color	gray
Insulating material	PA
Flammability rating according to UL 94	V0
Insulating material group	I
Ambient temperature (operation)	-40 °C (Depending on the current carrying capacity/derating curve)

# Panel feed-through terminal block - TW 50/ 5-CL - 1708749

## Technical data

### General

Ambient temperature (storage/transport)	-40 °C ... 70 °C
Ambient temperature (assembly)	-5 °C ... 100 °C
Nominal current I <sub>N</sub>	150 A
Maximum load current	150 A
Nominal voltage U <sub>N</sub>	1000 V
Number of positions	5

### Dimensions

Width	118 mm
Pitch	20 mm
Plate thickness	1 mm ... 5 mm

### Connection data

Connection side	outside
Connection method	T-LOX knee lever connection
Note	Note: Product releases, connection cross sections and notes on connecting aluminum cables can be found in the download area.
Conductor cross section solid min.	10 mm <sup>2</sup>
Conductor cross section solid max.	50 mm <sup>2</sup>
Conductor cross section flexible min.	16 mm <sup>2</sup>
Conductor cross section flexible max.	50 mm <sup>2</sup>
Conductor cross section flexible, with ferrule without plastic sleeve min.	10 mm <sup>2</sup>
Conductor cross section flexible, with ferrule without plastic sleeve max.	50 mm <sup>2</sup>
Conductor cross section flexible, with ferrule with plastic sleeve min.	10 mm <sup>2</sup>
Conductor cross section flexible, with ferrule with plastic sleeve max.	50 mm <sup>2</sup>
2 conductors with same cross section, stranded, TWIN ferrules with plastic sleeve, min.	6 mm <sup>2</sup>
2 conductors with same cross section, stranded, TWIN ferrules with plastic sleeve, max.	16 mm <sup>2</sup>
Connection side	inside
Connection method	Cable lug connection

### Standards and Regulations

Flammability rating according to UL 94	V0
--	----

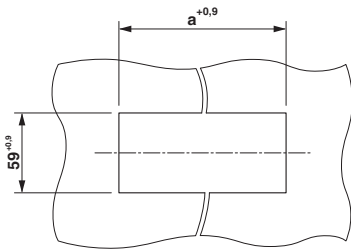
### Environmental Product Compliance

China RoHS	Environmentally friendly use period: unlimited = EFUP-e
	No hazardous substances above threshold values

## Drawings

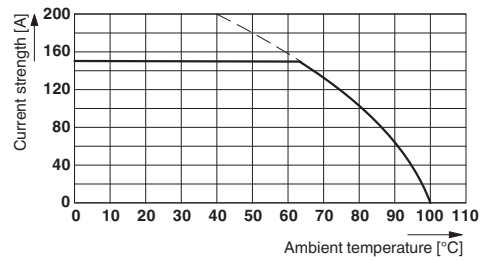
# Panel feed-through terminal block - TW 50/ 5-CL - 1708749

Drilling diagram



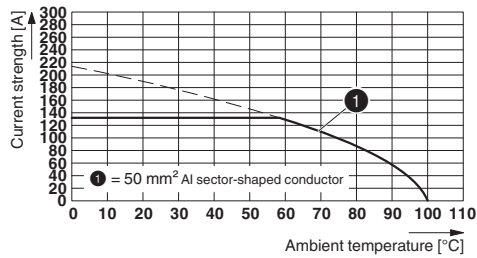
Dimension a = 109 mm

Diagram



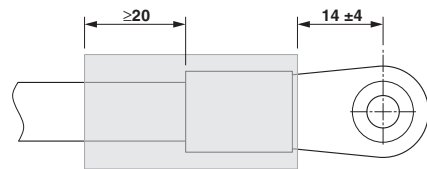
Type: TW 50/...-CL

Diagram



Type: TW 50/...-CL

Dimensional drawing



Electric strength > 19.7 kV/mm (IEC243), min. Wall thickness, fully shrunk ≥ 0.5 mm

## Classifications

eCl@ss

eCl@ss 5.1	27141100
eCl@ss 6.0	27141100
eCl@ss 7.0	27141134
eCl@ss 8.0	27141134
eCl@ss 9.0	27141134

ETIM

ETIM 5.0	EC001283
ETIM 6.0	EC001283

UNSPSC

UNSPSC 13.2	39121410
-------------	----------

## Approvals

Approvals

Approvals

VDE Zeichengenehmigung / EAC / cULus Recognized

# Panel feed-through terminal block - TW 50/ 5-CL - 1708749

## Approvals

Ex Approvals

### Approval details

VDE Zeichengenehmigung		<a href="http://www2.vde.com/de/Institut/Online-Service/VDE-gepruefteProdukte/Seiten/Online-Suche.aspx">http://www2.vde.com/de/Institut/Online-Service/VDE-gepruefteProdukte/Seiten/Online-Suche.aspx</a>	40045667
Nominal voltage UN	1000 V		
Nominal current IN	150 A		
mm <sup>2</sup> /AWG/kcmil	10-50		

EAC		B.01742
-----	--	---------

cULus Recognized		<a href="http://database.ul.com/cgi-bin/XYV/template/LISEXT/1FRAME/index.htm">http://database.ul.com/cgi-bin/XYV/template/LISEXT/1FRAME/index.htm</a>	E60425-20160914
	C		
Nominal voltage UN	600 V		
Nominal current IN	150 A		
mm <sup>2</sup> /AWG/kcmil	8		

## Accessories

### Accessories

#### Crimping tool

Crimping pliers - CRIMPFOX 25R - 1212039



Crimping pliers, for ferrules without insulating collar according to DIN 46228 Part 1 and ferrules with insulating collar according to DIN 46228 Part 4, 10 mm<sup>2</sup> ... 25 mm<sup>2</sup>, lateral entry, WM crimp

Crimping pliers - CRIMPFOX 50R - 1212041



Crimping pliers, for ferrules without insulating collar according to DIN 46228 Part 1 and ferrules with insulating collar according to DIN 46228 Part 4, 35 mm<sup>2</sup> ... 50 mm<sup>2</sup>, lateral entry, WM crimp

## Panel feed-through terminal block - TW 50/ 5-CL - 1708749

### Accessories

---

#### Labeled terminal marker

Zack Marker strip, flat - ZBF 15 CUS - 0825019



Zack Marker strip, flat, can be ordered: Strip, white, labeled according to customer specifications, mounting type: snap into flat marker groove, for terminal block width: 15 mm, lettering field size: 5.15 x 15.1 mm

---

Zack marker strip - ZB 15,LGS:L1-N,PE - 0811998



Zack marker strip, Strip, white, labeled, printed horizontally: L1, L2, L3, N, PE, mounting type: snap into tall marker groove, for terminal block width: 15.2 mm, lettering field size: 10.5 x 15.1 mm

---

Zack marker strip - ZB 15 CUS - 0824945



Zack marker strip, can be ordered: Strip, white, labeled according to customer specifications, mounting type: snap into tall marker groove, for terminal block width: 15.2 mm, lettering field size: 10.5 x 15.1 mm

---

#### Screwdriver tools

Philips screwdriver - SZK PZ2 VDE - 1206463



Screwdriver, PZ crosshead, VDE insulated, size: PZ 2 x 100 mm, 2-component grip, with non-slip grip

---

#### Terminal marking

Zack Marker strip, flat - ZBF 15:UNBEDRUCKT - 0811202



Zack Marker strip, flat, Strip, white, unlabeled, can be labeled with: PLOTMARK, CMS-P1-PLOTTER, mounting type: snap into flat marker groove, for terminal block width: 15 mm, lettering field size: 15 x 5.2 mm

---

## Panel feed-through terminal block - TW 50/ 5-CL - 1708749

### Accessories

Zack marker strip - ZB 15:UNBEDRUCKT - 0811972



Zack marker strip, Strip, white, unlabeled, can be labeled with: PLOTMARK, CMS-P1-PLOTTER, mounting type: snap into tall marker groove, for terminal block width: 15.2 mm, lettering field size: 10.5 x 15.1 mm

---

Phoenix Contact 2018 © - all rights reserved  
<http://www.phoenixcontact.com>