

## Device connector, rear mounting - ST-08S1N8AH100S - 1619035

Please be informed that the data shown in this PDF Document is generated from our Online Catalog. Please find the complete data in the user's documentation. Our General Terms of Use for Downloads are valid (<http://phoenixcontact.com/download>)



Device connector, rear mounting, straight, for standard and SPEEDCON interlock, M17, number of positions: 8, type of contact: Socket, Crimp connection, Axial O-ring, Central fixing, shielded: yes


The figure shows the 17-pos. product version

### Your advantages

- ✓ Application-specific wall mounting optionally with thread or anti-rotation protection and lock nut
- ✓ Consistent EMC protection for reliable connection solutions in the industrial environment
- ✓ Crimping connection: vibration- and temperature-resistant assembly



### Key Commercial Data

Packing unit	1 pc
GTIN	 4 046356 816007
GTIN	4046356816007
Weight per Piece (excluding packing)	29.000 g
Custom tariff number	85366990
Country of origin	Germany

### Technical data

#### General

Type of locking	for standard and SPEEDCON interlock
Direction of rotation of contact chamber numbering	Standard
Coding	N
Contact connection method	Crimp connection
Type of contacts	Socket
Number of positions	8
Contact diameter of power contacts	1 mm
Nominal current per power contact at 25°C	8 A
Pg housing screw connection	none

# Device connector, rear mounting - ST-08S1N8AH100S - 1619035

## Technical data

### General

Mounting type	Central fixing
---------------	----------------

### Ambient conditions

Ambient temperature	-40 °C ... 125 °C
Degree of protection	IP67

### Specifications according to DIN EN 61984:2001

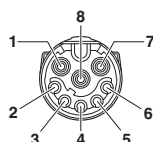
Installation height max.	3000 m
Nominal / operating voltage of power contacts	60 V
Rated surge voltage of power contacts	1.5 kV
Overvoltage category of power contacts	III
Degree of pollution of power contacts	3

### Environmental Product Compliance

China RoHS	Environmentally Friendly Use Period = 50
	For details about hazardous substances go to tab "Downloads", Category "Manufacturer's declaration"

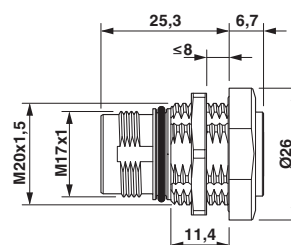
## Drawings

Schematic diagram

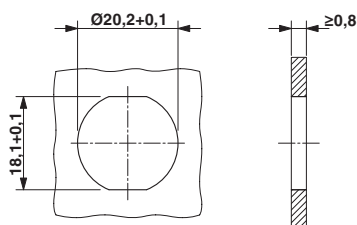


Connector pin assignment

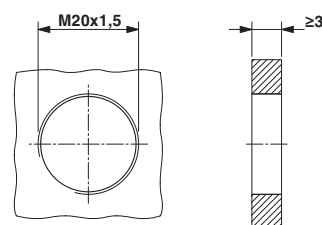
Dimensional drawing



Dimensional drawing



Dimensional drawing



Installation dimensions: mounting with anti-rotation protection and locking nut Installation dimensions: mounting with thread

## Device connector, rear mounting - ST-08S1N8AH100S - 1619035

### Classifications

#### eCl@ss

eCl@ss 4.0	272607xx
eCl@ss 4.1	27260701
eCl@ss 5.0	27143424
eCl@ss 5.1	27143400
eCl@ss 6.0	27279200
eCl@ss 7.0	27440103
eCl@ss 8.0	27440103
eCl@ss 9.0	27440102

#### ETIM

ETIM 3.0	EC001121
ETIM 4.0	EC002635
ETIM 5.0	EC002061
ETIM 6.0	EC002061

#### UNSPSC

UNSPSC 6.01	43172015
UNSPSC 7.0901	43201404
UNSPSC 11	43172015
UNSPSC 12.01	43201404
UNSPSC 13.2	39121413

### Approvals


#### Approvals

#### Approvals

UL Recognized / cUL Recognized / EAC / cULus Recognized


#### Ex Approvals

#### Approval details

UL Recognized		<a href="http://database.ul.com/cgi-bin/XYV/template/LISEXT/1FRAME/index.htm">http://database.ul.com/cgi-bin/XYV/template/LISEXT/1FRAME/index.htm</a>	FILE E 335019
Nominal voltage UN	60 V		
Nominal current IN	5 A		

## Device connector, rear mounting - ST-08S1N8AH100S - 1619035

### Approvals

cUL Recognized		<a href="http://database.ul.com/cgi-bin/XYV/template/LISEXT/1FRAME/index.htm">http://database.ul.com/cgi-bin/XYV/template/LISEXT/1FRAME/index.htm</a>	FILE E 335019
Nominal voltage UN	60 V		
Nominal current IN	5 A		

EAC		B.01742
-----	---	---------

cULus Recognized	
------------------	---

### Accessories

#### Accessories

#### Crimp contact

Crimp contact - ST-10KS010 - 1618239



Crimp contact, turned, Single contact, contact diameter: 1 mm, crimp range: 0.06 mm² ... 0.25 mm²

Crimp contact - ST-10KS020 - 1618251



Crimp contact, turned, Single contact, contact diameter: 1 mm, crimp range: 0.34 mm² ... 0.5 mm²

Crimp contact - ST-10KS030 - 1618254



Crimp contact, turned, Single contact, contact diameter: 1 mm, crimp range: 0.5 mm² ... 1 mm²

### Mounting material

## Device connector, rear mounting - ST-08S1N8AH100S - 1619035

### Accessories

Color-coding - ST-Z0019 - 1620621



Color-coding, color: green

---

Color-coding - ST-Z0020 - 1620622



Color-coding, color: orange

---

Color-coding - ST-Z0021 - 1620623



Color-coding, color: black

---

M20 x 1.5 locking nut - RC-13041 - 1600417



M20 x 1.5 locking nut

---

Contact removal tool - ST-Z0001 - 1607770



Unlocking tool for contact carriers for snapping in the M17 device connectors

---

Protective cover

## Device connector, rear mounting - ST-08S1N8AH100S - 1619035

### Accessories

Protective cap - ST-Z0006 - 1607776



Plastic protection cap for connectors with M17 external thread

---

Metal protective cap - ST-Z0014 - 1616069



Metal protection cap for connectors with M17 external thread

---

Metal protective cap - ST-Z0013 - 1616068



Metal protection cap with steel wire for connectors with M17 external thread

---