

Contact insert - HC-B 10-I-PT-M - 1407730

Please be informed that the data shown in this PDF Document is generated from our Online Catalog. Please find the complete data in the user's documentation. Our General Terms of Use for Downloads are valid (<http://phoenixcontact.com/download>)



HEAVYCON pin insert, B10 series, 10 + PE-pos., push-in connection

Your advantages

- ✔ For fast coding with plastic profile
- ✔ Conductor connection without tools
- ✔ Significant time savings during conductor connection
- ✔ Test connection for 2 mm test plug

Key Commercial Data

Packing unit	1 pc
GTIN	 4 046356 777551
GTIN	4046356777551
Weight per Piece (excluding packing)	59.100 g
Custom tariff number	85366990
Country of origin	China

Technical data

General

Note	For solid conductors or stranded conductors with ferrules
	Connectors may be operated only when there is no load/voltage.
Connection method	Push-in connection
Number of connections per position	1
Degree of pollution	3
Overvoltage category	III
Number of positions	10+PE
Insertion/withdrawal cycles	≥ 500
Size	B10

Contact insert - HC-B 10-I-PT-M - 1407730

Technical data

General

Contact numbering	1 - 10
Conductor cross section	0.14 mm ² ... 2.5 mm ² (with ferrule)
Connection cross section AWG	26 ... 14 (with ferrule)
Stripping length	8 mm ... 10 mm
Assembly instructions	To ensure correct use, installation in housing with IP54 protection or better is required
Connection	Connectors may only be operated when there is no load/the power is switched off. Can be used for solid wires and stranded wires with ferrule.

Ambient conditions

Ambient temperature (operation)	-40 °C ... 125 °C (including heating up of contacts)
---------------------------------	--

Material data

Contact material	Copper alloy
Contact surface material	Ag/Sn (tarnish protection)
Contact carrier material	PC
Standards/regulations	PC: Fire protection in rail vehicles - requirement sets R22 and R23 acc. to DIN EN 45545-2 (Risk level HL1 - HL2)
	PC: Fire protection in rail vehicles - requirement set R24 acc. to DIN EN 45545-2 (Risk level HL1 - HL3)

Electrical characteristics

Rated voltage (III/3)	500 V
Rated surge voltage	6 kV
Rated current	16 A (power contacts)

Standards and Regulations


Flammability rating according to UL 94	V0
--	----

Environmental Product Compliance

China RoHS	Environmentally friendly use period: unlimited = EFUP-e
	No hazardous substances above threshold values

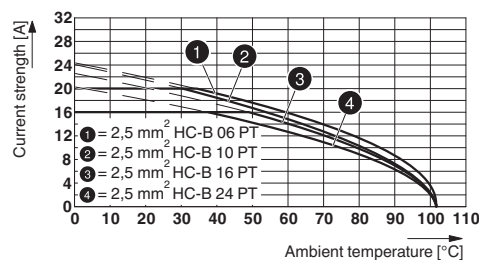
Drawings

Schematic diagram



Connector pin assignment, connection side

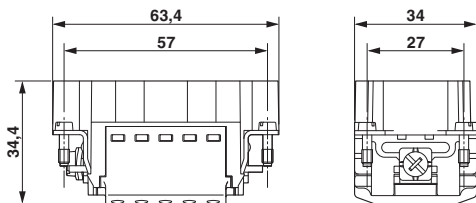
Diagram



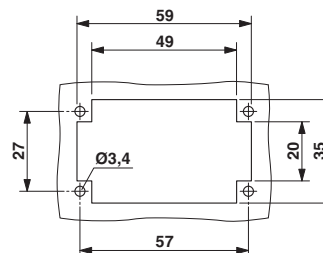
Derating diagram

Contact insert - HC-B 10-I-PT-M - 1407730

Dimensional drawing



Dimensional drawing



Dimensional drawing

Mounting cutout when used without housing

Classifications

eCl@ss

eCl@ss 4.0	272607xx
eCl@ss 4.1	27260701
eCl@ss 5.0	27143424
eCl@ss 5.1	27261200
eCl@ss 6.0	27261200
eCl@ss 7.0	27440205
eCl@ss 8.0	27440205
eCl@ss 9.0	27440205

ETIM

ETIM 3.0	EC000438
ETIM 4.0	EC000438
ETIM 5.0	EC000438
ETIM 6.0	EC000438

UNSPSC

UNSPSC 6.01	30211923
UNSPSC 7.0901	39121522
UNSPSC 11	39121522
UNSPSC 12.01	39121522
UNSPSC 13.2	39121522

Approvals

Approvals

Approvals

CSA / GL / UL Recognized / EAC

Ex Approvals

Contact insert - HC-B 10-I-PT-M - 1407730

Approvals

Approval details

CSA		http://www.csagroup.org/services-industries/product-listing/	13631
Nominal voltage UN		600 V	
Nominal current IN		10 A	
mm ² /AWG/kcmil		14	

GL		http://exchange.dnv.com/tari/	6196614 HH
----	--	---	------------

UL Recognized		http://database.ul.com/cgi-bin/XYV/template/LISEXT/1FRAME/index.htm	FILE E 118976
Nominal voltage UN		600 V	
Nominal current IN		13 A	
mm ² /AWG/kcmil		14	

EAC			RU C- DE.AI30.B.01102
-----	--	--	--------------------------

Accessories

Accessories

Adapter plate

Adapter plate - HC-B 24-ADP-B 10-GY - 1660436



HEAVYCON adapter plate, type B24 on B10, for panel cutouts of type B24, gray

Coding element

Contact insert - HC-B 10-I-PT-M - 1407730

Accessories

Coding profile - CP-HC - 1686478



Coding profile, 4 coding profiles per strip, for insertion in coding keyways

Coding element - HC-CBU - 1676860



Coding socket for coding up to 16 connectors

Coding bolt - HC-CB - 1772722



Coding pin, prevents mismatching of up to six connectors with an identical number of positions

Coding element - HC-CST - 1676857



Coding peg for coding up to 16 connectors

DIN rail mounting frame

DIN rail mounting frame - HC-SMR-B10 - 1687969



HEAVYCON DIN rail mounting frame, for contact inserts of type B10

Docking frame

Contact insert - HC-B 10-I-PT-M - 1407730

Accessories

Docking frames - HC-B 10-ANDOCK - 1586125



Docking frame for racks, for contact inserts of B10 type, with four M5 flat headed screws, rack balance x/y axis +/- 1.5 mm

Mounting material

Screw - HC-B-PES - 1604997



PE screw, for contact inserts HC-B / HC-BB / HC-DD / HC-D40 / HC-D64

PE multiplier - HC-B-3PE - 1644326



PE multiplier, for three PE connections, for HC-B (besides HC-B..E..ZZ) / HC-BB / HC-DD / HC-D40 / HC-D64 contact inserts

Strain relief clamp - HC-B-ZG - 1685327



Strain relief clamps contact inserts of series: B-, BB-, D 40, D 64, DD and HV, straight cable exit

Strain relief clamp - HC-B-ZS - 1685330



Strain relief clamps contact inserts of series: B-, BB-, D 40, D 64, DD and HV, lateral cable exit
