

# Contact insert - HC-HV03-I-PT-M - 1407739

Please be informed that the data shown in this PDF Document is generated from our Online Catalog. Please find the complete data in the user's documentation. Our General Terms of Use for Downloads are valid (<http://phoenixcontact.com/download>)



HEAVYCON pin insert, HV3 series, 3-pos. + 2 switching contacts + PE, 830 V, push-in connection

## Your advantages

- For fast coding with plastic profile
- Conductor connection without tools
- Significant time savings during conductor connection
- Test connection for 2 mm test plug

## Key Commercial Data

Packing unit	1 pc
GTIN	
GTIN	4046356777445
Weight per Piece (excluding packing)	57.000 g
Custom tariff number	85389099
Country of origin	China

## Technical data

### General

Note	For solid conductors or stranded conductors with ferrules
Connection method	Push-in connection (power contacts) Push-in connection (control contacts)
Number of connections per position	1
Degree of pollution	3
Overvoltage category	III
Number of positions	3+2+PE
No. of power contacts	3
No. of control contacts	2

# Contact insert - HC-HV03-I-PT-M - 1407739

## Technical data

### General

Insertion/withdrawal cycles	≥ 500
Size	B10
Conductor cross section	0.14 mm <sup>2</sup> ... 2.5 mm <sup>2</sup> (applies to stranded conductors with ferrules)
	0.14 mm <sup>2</sup> ... 2.5 mm <sup>2</sup> (control contacts)
Connection cross section AWG	26 ... 14 (power contacts)
	26 ... 14 (control contacts)
Stripping length	8 mm ... 10 mm (power contacts)
	8 mm ... 10 mm (control contacts)
Assembly instructions	To ensure correct use, installation in housing with IP54 protection or better is required
Connection	Connectors may only be operated when there is no load/the power is switched off. Can be used for solid wires and stranded wires with ferrule.

### Ambient conditions

Ambient temperature (operation)	-40 °C ... 125 °C (including heating up of contacts)
---------------------------------	--

### Material data

Contact material	Copper alloy
Material of contact surface, power contact	Ag
Material of contact surface, control contact	Ag
Contact carrier material	PC
Standards/regulations	PA: Fire protection in rail vehicles - requirement sets R22 and R23 acc. to DIN EN 45545-2 (Risk level HL1 - HL2)
	PA: Fire protection in rail vehicles - requirement set R24 acc. to DIN EN 45545-2 (Risk level HL1 - HL3)

### Electrical characteristics

Rated voltage (III/3)	830 V (power contacts)
	500 V (control contacts)
Rated surge voltage	8 kV (power contacts)
	6 kV (control contacts)
Rated current	16 A (power contacts)
	16 A (control contacts)

### Standards and Regulations

Flammability rating according to UL 94	V0
--	----

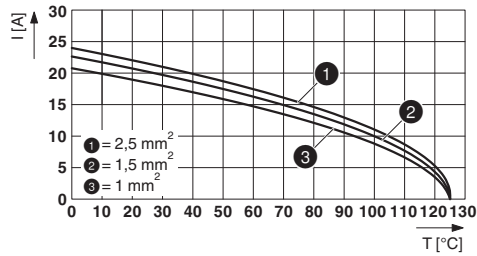
### Environmental Product Compliance

China RoHS	Environmentally friendly use period: unlimited = EFUP-e
	No hazardous substances above threshold values

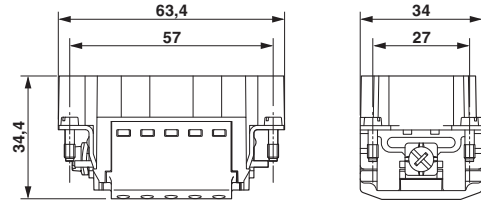
## Drawings

# Contact insert - HC-HV03-I-PT-M - 1407739

Diagram



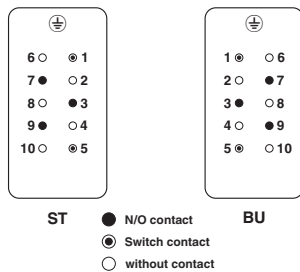
Dimensional drawing



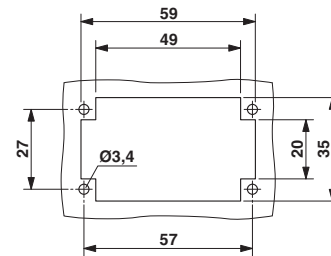
Dimensional drawing

Derating diagram

Schematic diagram



Dimensional drawing



Mounting cutout when used without housing

View termination side

## Classifications

### eCl@ss

eCl@ss 4.0	27140816
eCl@ss 4.1	27140816
eCl@ss 5.0	27143424
eCl@ss 5.1	27261200
eCl@ss 6.0	27261200
eCl@ss 7.0	27440205
eCl@ss 8.0	27440205
eCl@ss 9.0	27440205

### ETIM

ETIM 3.0	EC000437
ETIM 4.0	EC000438
ETIM 5.0	EC000438
ETIM 6.0	EC000438

### UNSPSC

UNSPSC 6.01	30211923
UNSPSC 7.0901	39121522
UNSPSC 11	39121522

# Contact insert - HC-HV03-I-PT-M - 1407739

## Classifications

### UNSPSC

UNSPSC 12.01	39121522
UNSPSC 13.2	39121522

## Approvals

### Approvals

---

### Approvals


CSA / UL Recognized / EAC


---

### Ex Approvals

---

### Approval details

CSA		<a href="http://www.csagroup.org/services-industries/product-listing/">http://www.csagroup.org/services-industries/product-listing/</a>	013631_0_000
Nominal voltage UN		600 V	
Nominal current IN		16 A	
mm <sup>2</sup> /AWG/kcmil		14	

UL Recognized		<a href="http://database.ul.com/cgi-bin/XYV/template/LISEXT/1FRAME/index.htm">http://database.ul.com/cgi-bin/XYV/template/LISEXT/1FRAME/index.htm</a>	E118976
Nominal voltage UN		600 V	
Nominal current IN		21 A	
mm <sup>2</sup> /AWG/kcmil		14	

EAC		RU C- DE.AI30.B.01102
-----	---	--------------------------

## Accessories

### Accessories

### Coding element

## Contact insert - HC-HV03-I-PT-M - 1407739

### Accessories

Coding element - HC-CST - 1676857



Coding peg for coding up to 16 connectors

---

Coding element - HC-CBU - 1676860



Coding socket for coding up to 16 connectors

---

Coding bolt - HC-CB - 1772722



Coding pin, prevents mismatching of up to six connectors with an identical number of positions

---

Coding profile - CP-HC - 1686478



Coding profile, 4 coding profiles per strip, for insertion in coding keyways

---

### Mounting material

Screw - HC-B-PES - 1604997



PE screw, for contact inserts HC-B / HC-BB / HC-DD / HC-D40 / HC-D64

---