

## D-SUB contact insert - CUC-DSI-C1STZ-S/DSLSC15 - 1418718

Please be informed that the data shown in this PDF Document is generated from our Online Catalog. Please find the complete data in the user's documentation. Our General Terms of Use for Downloads are valid (<http://phoenixcontact.com/download>)


D-SUB contact insert, number of positions: 15, material: Steel, connection method: Solder pins



### Your advantages

- Various connection methods for every application
- UL-approved contact inserts
- Standard-compliant pin connector pattern

### Key Commercial Data

Packing unit	10 pc
Minimum order quantity	10 pc
GTIN	 4 055626 149646
GTIN	4055626149646
Weight per Piece (excluding packing)	13.500 g
Custom tariff number	85366990
Country of origin	Germany

### Technical data

#### Mechanical characteristics

Standards/specifications	DIN 41652
Number of positions	15
Number of slots	1
Insertion/withdrawal cycles	200
Connection method	Solder pins
Type of contact	D-SUB
Insertion force per signal contact	≤ 3.40 N
Mounting type	3 mm hole
Type	15

# D-SUB contact insert - CUC-DSI-C1STZ-S/DSLSC15 - 1418718

## Technical data

### Ambient conditions

Ambient temperature (operation)	-55 °C ... 125 °C
---------------------------------	-------------------

### Material data

Flammability rating according to UL 94	V0
Housing material	Steel
Housing surface material	tin-plated
Contact carrier material	PBT-GF
Contact material	Copper alloy
Contact surface material	0.1 µM gold over 1.2 µm nickel

### Electrical characteristics

Number of positions	15
Rated current	5 A
Degree of pollution	2
Test voltage	1200 V

### Standards and Regulations

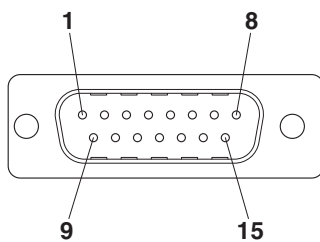
Standards/regulations	DIN 41652
Flammability rating according to UL 94	V0

### Environmental Product Compliance

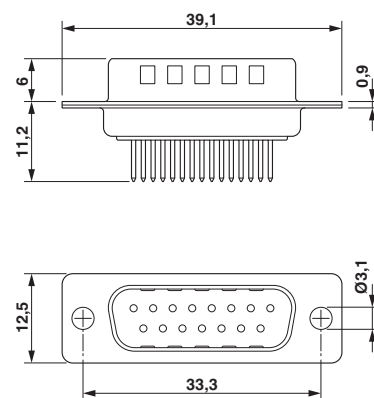
China RoHS	Environmentally friendly use period: unlimited = EFUP-e
	No hazardous substances above threshold values

## Drawings

Schematic diagram



Dimensional drawing



D-SUB contact insert

# D-SUB contact insert - CUC-DSI-C1STZ-S/DSLSC15 - 1418718

## Classifications

### eCl@ss

eCl@ss 4.0	27140816
eCl@ss 4.1	27260701
eCl@ss 5.0	27260701
eCl@ss 5.1	27260700
eCl@ss 6.0	27260700
eCl@ss 7.0	27440302
eCl@ss 8.0	27440302
eCl@ss 9.0	27440302

### ETIM

ETIM 2.0	EC000438
ETIM 3.0	EC000438
ETIM 4.0	EC000438
ETIM 5.0	EC001132
ETIM 6.0	EC001132

### UNSPSC

UNSPSC 6.01	30211923
UNSPSC 7.0901	39121522
UNSPSC 11	39121522
UNSPSC 12.01	39121522
UNSPSC 13.2	39121522

## Approvals

### Approvals

---

#### Approvals


UL Recognized / EAC

---

#### Ex Approvals

---

### Approval details

UL Recognized		<a href="http://database.ul.com/cgi-bin/XYV/template/LISEXT/1FRAME/index.htm">http://database.ul.com/cgi-bin/XYV/template/LISEXT/1FRAME/index.htm</a>	FILE E 118976
---------------	---	---	---------------

## D-SUB contact insert - CUC-DSI-C1STZ-S/DSLSC15 - 1418718

### Approvals

EAC



B.01742

### Accessories

#### Accessories

#### Panel mounting frame

D-SUB panel mounting frames - VS-15-A - 1688036



D-SUB panel mounting frame, shell size 2, IP67 degree of protection