

Sample set - SACC-CIM12MS4PL180THRSHSAMPLE - 1413549


Please be informed that the data shown in this PDF Document is generated from our Online Catalog. Please find the complete data in the user's documentation. Our General Terms of Use for Downloads are valid (<http://phoenixcontact.com/download>)



Sensor/actuator flush-type connector, connector, 4-pos., shielded, A-coded, with straight THR solder connection, only contact insert



Key Commercial Data

Packing unit	1
GTIN	 4 055626 007991
GTIN	4055626007991
Custom tariff number	85366990

Technical data

Ambient conditions

Ambient temperature (operation)	-25 °C ... 85 °C (Plug / socket)
	-40 °C ... 85 °C (without mechanical actuation)
Degree of protection	IP67

General

Note	The electrical and mechanical data specified assume that the connector pair is correctly locked and mounted. If the connector is unlocked and if there is a danger of contamination, the connector must be sealed using a protective cap > IP54. Influences arising from litz wires, cables or PCB assembly must also be taken into consideration.
Rated current at 40°C	4 A
Rated voltage	250 V
Rated surge voltage	2.5 kV
Number of positions	4
Coding	A - standard
Standards/regulations	M12 connector IEC 61076-2-101
Signal type/category	Universal
Overvoltage category	II

Sample set - SACC-CIM12MS4PL180THRSHSAMPLE - 1413549

Technical data

General

Degree of pollution	3
Connection method	THR solder connection
Insertion/withdrawal cycles	> 100
Torque	3 Nm ... 4 Nm (Installation-side)
Mounting type	PCB mounting

Material

Flammability rating according to UL 94	V0
Contact material	CuZn
Contact surface material	Au
Contact carrier material	PPA
Sealing material	FKM

Cable

Standards/specifications	M12 connector IEC 61076-2-101
Ambient temperature (operation)	-40 °C ... 85 °C (cable, fixed installation)
	-25 °C ... 85 °C (cable, flexible installation)

Standards and Regulations

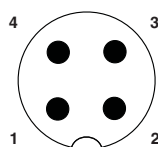
Standard designation	M12 connector
Standards/regulations	IEC 61076-2-101
Flammability rating according to UL 94	V0

Environmental Product Compliance

REACH SVHC	Lead 7439-92-1
China RoHS	Environmentally Friendly Use Period = 50
	For details about hazardous substances go to tab "Downloads", Category "Manufacturer's declaration"

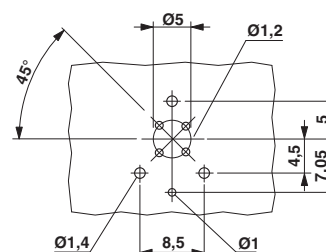
Drawings

Schematic diagram



Pin assignment M12 plug, 4-pos., A-coded, view plug side

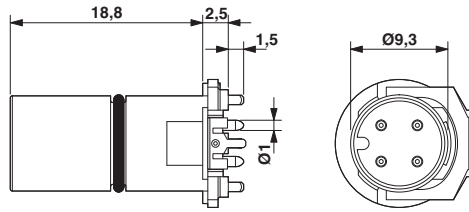
Drilling diagram



Drilling diagram

Sample set - SACC-CIM12MS4PL180THRSHSAMPLE - 1413549

Dimensional drawing



M12 male connector contact carrier

Classifications

eCl@ss

eCl@ss 5.1	27260700
eCl@ss 6.0	27279200
eCl@ss 7.0	27440103
eCl@ss 8.0	27440103
eCl@ss 9.0	27440102

ETIM

ETIM 5.0	EC002061
ETIM 6.0	EC002061

UNSPSC

UNSPSC 13.2	39121413
-------------	----------

Approvals

Approvals

Approvals

EAC

Ex Approvals

Approval details

EAC		B.01742
-----	--	---------

Accessories

Accessories

Sample set - SACC-CIM12MS4PL180THRSHSAMPLE - 1413549

Accessories

Panel mounting base

Housing screw connection - SACC-M12-SCO PLUG - 1551493



M12 SPEEDCON housing screw connection for M12 male inserts, with O-ring, for all SPEEDCON-capable THR and wave soldering contact carriers

Housing screw connection - SACC-DSIV-M12-PLUG - 1416145



Housing screw connection with M12 standard thread, with O-ring, for the two-piece straight M12 THR contact carrier and for the two-piece angled M12 contact carrier

Housing screw connection - SACC-M12-SCO PLUG L90 - 1436709



M12-SPEEDCON housing screw connection for M12 male inserts, with flat gasket, for all Speedcon-compatible THR and wave soldering contact carriers

Housing screw connection - SACC-BP-M-M12/M15-6-THR - 1413997



Housing screw connection, Plug, M12, Rear mounting, M15 x 1

Housing screw connection - SACC-BP-M-M12/M15-7-THR - 1413996



Housing screw connection, Plug, M12, Rear mounting, M15 x 1

Sample set - SACC-CIM12MS4PL180THRSHSAMPLE - 1413549

Accessories

Housing screw connection - SACC-BP-M-M12/M15-6-THR SCO - 1413999



M12 SPEEDCON housing screw connection for M12 male inserts, with O-ring, for all SPEEDCON-capable THR and wave soldering contact carriers

Housing screw connection - SACC-BP-M-M12/M15-7-THR SCO - 1413998



Housing screw connection, Plug, M12-SPEEDCON, Rear mounting, M15 x 1

Housing screw connection - SACC-M12 PLUG PRESS - 1437892



M12 pin, housing screw connection, press-in version, for all Speedcon-compatible THR and wave soldering contact carriers

Housing screw connection - SACC-DSIV-M12-PLUG-9 THR - 1417984



M12 pin, front mounting THR with M14 screw fastening

Protective cap

Sealing cap - PROT-M12 FS - 1560251



M12 sealing cap for unoccupied M12 plugs of the sensor/actuator cable, flush-type plugs and I/O devices in the field

Sample set - SACC-CIM12MS4PL180THRSHSAMPLE - 1413549

Accessories

Sealing cap - PROT-M12 FS-M - 1430488



M12 metal sealing cap for unoccupied M12 plugs of the sensor/actuator cable, flush-type plugs and I/O devices in the field
