

Housing - HC-ADV-B06-HHWH-1STM25-MF-BK - 1420898


Please be informed that the data shown in this PDF Document is generated from our Online Catalog. Please find the complete data in the user's documentation. Our General Terms of Use for Downloads are valid (<http://phoenixcontact.com/download>)



Sleeve housing B6, Screw locking, material: Die-cast aluminum, salt water resistant, cable outlets: 1, lateral, height: 93.7 mm, cable gland: none, support sleeve: no, 1x M25, Increased environmental requirements



Key Commercial Data

Packing unit	1 pc
GTIN	 4 055626 247977
GTIN	4055626247977
Weight per Piece (excluding packing)	254.000 g
Custom tariff number	85389099
Country of origin	China

Technical data

Dimensions

Height	93.7 mm
Width	57 mm
Length	92 mm
Length of the assembly cutout	52 mm
Width of the assembly cutout	35 mm

Ambient conditions

Degree of protection of housing (IP)	IP66
	IP68 (0.2 bar/24 h)
	IP69K (ISO 20653:2013-02)
Degree of protection of housing (NEMA)	4 (UL 50e)
	4X (UL 50e)
	12 (UL 50e)
Ambient temperature (operation)	-40 °C ... 125 °C

General

Housing - HC-ADV-B06-HHWH-1STM25-MF-BK - 1420898

Technical data

General

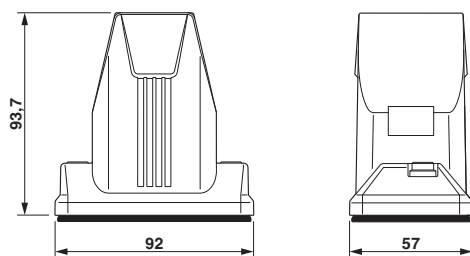
Note	For contact inserts HC-B6, BB10, DD24, M
Size	B6
Housing type	Sleeve housing
Color	black
Locking type	Screw locking
Torque	3 Nm (Locking screw)
Fixing screws	M6 (screw head: 5 mm Allen screw)
No. of cable outlets	1
Cable outlet	lateral
Screw connection	none
Type of the screw connection	1x M25
Housing material	Die-cast aluminum, salt water resistant
Housing surface material	Powder-coated, black
Seal material	Viton
Material lock	Stainless steel

Environmental Product Compliance

China RoHS	Environmentally Friendly Use Period = 50
	For details about hazardous substances go to tab "Downloads", Category "Manufacturer's declaration"

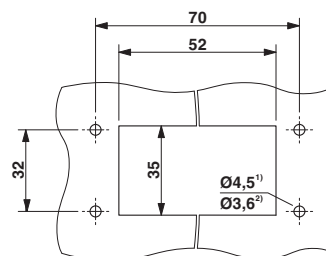
Drawings

Dimensional drawing



Dimensional drawing

Dimensional drawing



Mounting cutout

- 1) when M4 screws are used
- 2) when self-tapping Torx® screws are used (Torx® 20, M4)

Classifications

eCl@ss

eCl@ss 5.1	27261200
eCl@ss 6.0	27261200
eCl@ss 7.0	27440202
eCl@ss 8.0	27440202

Housing - HC-ADV-B06-HHWH-1STM25-MF-BK - 1420898

Classifications

eCl@ss

eCl@ss 9.0	27440202
------------	----------

ETIM

ETIM 5.0	EC000437
ETIM 6.0	EC000437

UNSPSC

UNSPSC 13.2	31261501
-------------	----------

Approvals

Approvals

Approvals

GL / UL Recognized / cUL Recognized / EAC / cULus Recognized

Ex Approvals

Approval details

GL		http://exchange.dnv.com/tari/	6196614 HH
----	--	---	------------

UL Recognized		http://database.ul.com/cgi-bin/XYV/template/LISEXT/1FRAME/index.htm	E255026
---------------	--	---	---------

cUL Recognized		http://database.ul.com/cgi-bin/XYV/template/LISEXT/1FRAME/index.htm	E255026
----------------	--	---	---------

EAC			RU C- DE.AI30.B.01102
-----	--	--	--------------------------

cULus Recognized			
------------------	--	--	--

Housing - HC-ADV-B06-HHWH-1STM25-MF-BK - 1420898

Accessories

Accessories

Full screw connection

Cable gland - HC-K-KV-M25(11-17) - 1690639



Plastic screw connection up to 5 bar, thread length: 8 mm, cable diameter: 11 - 17 mm, WAF 29, screw connection: M25

Cable gland - HC-M-KV-M25(14-21) - 1646007



Metal screw connection up to 5 bar, thread length: 7 mm, cable diameter: 14 - 21 mm, WAF 34, screw connection: M25

Cable gland - HC-EMV-KV-M25(9-16,5) - 1690516



EMC screw connection up to 5 bar, thread length: 7.5 mm, cable diameter: 9.0 - 16.5 mm, WAF 29, screw connection: M25

Cable gland - HC-M-KV-M25(1ASI) - 1584020



Metal screw connection for an AS-Interface flat-ribbon conductor, thread type M25

Cable gland - G-INS-M25-M68N-NNES-S - 1411165



Cable gland, cable gland material: Nickel-plated brass, external cable diameter 11 mm ... 17 mm, shielding: no, connecting thread: M25 x 1.5, color: silver, with O-ring

Labeled device marker

Housing - HC-ADV-B06-HHWH-1STM25-MF-BK - 1420898

Accessories

Plastic label - US-EMLP (20X9) CUS - 0830085



Plastic label, can be ordered: By card, white, labeled according to customer specifications, mounting type: adhesive, lettering field size: 20 x 9 mm

Multiple screw connection

Cable gland - HC-M-KV-M25(1X10/1X11) - 1580228



Special cable screw connection M25, brass nickel-plated, grommet with 10 mm and 11 mm holes

Panel mounting flange

Mounting flange - HC-B-AF - 1686533



Panel mounting flange for HEAVYCON-ADVANCE TMS housing with screw locking

Mounting flange - HC-B-AF-SET - 1604638



Panel mounting flange for screw locking, set comprising 2 panel mounting flanges with 4 self-tapping screws (M4, Torx®) and 4 fan-type washers

Protective cover

Protective covers - HC-B 6-TMS-SD-IP50 - 1690736



Protective cover B6, Clip locking, protective cover material: PA, height: 31.2 mm, seal: no, With lanyard, diameter of retaining cord eyelet: 4 mm

Screwdriver tools

Housing - HC-ADV-B06-HHWH-1STM25-MF-BK - 1420898

Accessories

Screwdriver - SF-BIT-HEXB 5-89 - 1208911



Screw bit, hexagonal with ball head, E6.3-1/4" drive, size: Hex 5 x 89 mm, hardened, suitable for holder according to DIN 3126-F 6.3/ISO 1173

Screwdriver - SF-M BH - 1212070



Bit screwdriver, with 1/4" quick-action chuck, handle length 119 mm, 2-component handle, with non-slip grip, suitable for bits according to DIN 3126-C 6.3 and E 6.3/ISO 1173, magnetic
