

Printed-circuit board connector - MCC 0,5/14-ST-2,54 - 1012279

Please be informed that the data shown in this PDF Document is generated from our Online Catalog. Please find the complete data in the user's documentation. Our General Terms of Use for Downloads are valid (<http://phoenixcontact.com/download>)

PCB connector, nominal current: 6 A, rated voltage (III/2): 160 V, number of positions: 14, pitch: 2.54 mm, connection method: Crimp connection, color: black




The figure shows a 10-position version of the product

Your advantages

- ✓ Cost-effective connection of crimped conductors in large quantities
- ✓ Gold-plated contacts ensure transfer quality remains stable over the long term
- ✓ Small component size for applications where space is at a premium
- ✓ Tools for manual and automatic crimping available as an option



Key Commercial Data

Packing unit	100 pc
Minimum order quantity	100 pc
GTIN	
GTIN	4055626488578
Weight per Piece (excluding packing)	1.690 g
Custom tariff number	85366990
Country of origin	Germany

Technical data

Item properties

Brief article description	Printed-circuit board connector
Plug-in system	MICRO COMBICON - FMC 0,5
Type of contact	Female connector
Range of articles	MCC 0,5/...-ST
Pitch	2.54 mm
Number of positions	14
Connection method	Crimp connection

Printed-circuit board connector - MCC 0,5/14-ST-2,54 - 1012279

Technical data

Item properties

Number of levels	1
------------------	---

Electrical parameters

Rated current	6 A
Rated insulation voltage (III/2)	160 V
Rated surge voltage (III/2)	2.5 kV

Connection capacity

Conductor cross section flexible	0.14 mm ² ... 0.75 mm ² (Maximum external diameter of the insulation 1.9 mm)
Conductor cross section AWG / kcmil	26 ... 18 (Maximum external diameter of the insulation 1.9 mm)
Stripping length	4.1 mm ... 4.5 mm

Material data - housing

Insulating material	PA
Insulating material group	I
CTI according to IEC 60112	600
Flammability rating according to UL 94	V0
Glow wire flammability index GWFI according to EN 60695-2-12	850
Glow wire ignition temperature GWIT according to EN 60695-2-13	775
Temperature for the ball pressure test according to EN 60695-10-2	125 °C

Dimensions for the product

Length [l]	16 mm
Width [w]	36.06 mm
Height [h]	3.95 mm
Pitch	2.54 mm
Height (without solder pin)	3.95 mm
Dimension a	33.02 mm

Packaging information

Type of packaging	packed in cardboard
Pieces per package	100
Denomination packing units	Pcs.

Ambient conditions

Ambient temperature (storage/transport)	-40 °C ... 70 °C
Ambient temperature (assembly)	-5 °C ... 100 °C
Ambient temperature (operation)	-40 °C

Termination and connection method

Mechanical tests according to standard

Test specification	IEC 61984
Visual examination	Test passed IEC 60512-1-1:2002-02
Dimensional test	Test passed IEC 60512-1-2:2002-02

Printed-circuit board connector - MCC 0,5/14-ST-2,54 - 1012279

Technical data

Mechanical tests according to standard

Resistance of marking	Test passed IEC 60068-2-70:1995-12
Result	Test passed
Specification	IEC 60512-13-2:2006-02
No. of cycles	100
Insertion strength per pos. approx.	2 N
Withdraw strength per pos. approx.	3 N
Polarization and coding	Test passed IEC 60512-13-5:2006-02
Result	Test passed
Specification	IEC 60512-15-1:2008-05
Test force per pos.	20 N

Air clearances and creepage distances

Specification	IEC 60664-1:2007-04
Insulating material group	I
Voltage	160 V
Rated insulation voltage (III/3)	160 V
Rated insulation voltage (III/2)	160 V
Rated insulation voltage (II/2)	320 V
Rated surge voltage (III/3)	2.5 kV
Rated surge voltage (III/2)	2.5 kV
Rated surge voltage (II/2)	2.5 kV

Current carrying capacity / derating curves

Specification	IEC 61984
---------------	-----------

Mechanical tests (A)

Test specification	IEC 61984
Insertion strength per pos. approx.	2 N
Withdraw strength per pos. approx.	3 N
Polarization when inserted requirement >20 N	Test passed
Contact holder in insert requirements >20 N	Test passed

Durability tests (B)

Specification	IEC 60512-9-1:2010-03
Contact resistance R ₁	2.1 mΩ
Insertion/withdrawal cycles	100
Contact resistance R ₂	2.1 mΩ
Impulse withstand voltage at sea level	2.95 kV
Power-frequency withstand voltage	1.39 kV
Insulation resistance, neighboring positions	> 12 TΩ

Climatic tests (D)

Specification	DIN 50018:2013-05
---------------	-------------------

Printed-circuit board connector - MCC 0,5/14-ST-2,54 - 1012279

Technical data

Climatic tests (D)

Cold stress	-55 °C/2 h
Thermal stress	105 °C/168 h
Corrosive stress	1.0 dm ³ SO ₂ on 300 dm ³ /40 °C/1 cycle
Impulse withstand voltage at sea level	2.95 kV
Power-frequency withstand voltage	1.39 kV

Environmental and durability tests (E)

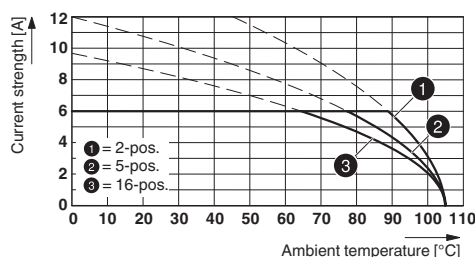
Specification	IEC 61984:2008-10
Result, degree of protection, IP code	Back of hand safety with IP10 access probe

Environmental Product Compliance

China RoHS	Environmentally friendly use period: unlimited = EFUP-e
	No hazardous substances above threshold values

Drawings

Diagram



Type: MCC 0,5/...-ST-2,54 with MC 0,5/...-G-2,54 P20 THR R...

Classifications

eCl@ss

eCl@ss 5.1	27260700
eCl@ss 6.0	27260700
eCl@ss 7.0	27440309
eCl@ss 8.0	27440309
eCl@ss 9.0	27440309

ETIM

ETIM 6.0	EC002638
----------	----------

Approvals

Approvals

Printed-circuit board connector - MCC 0,5/14-ST-2,54 - 1012279


Approvals

Approvals

cULus Recognized

Ex Approvals

Approval details

cULus Recognized		http://database.ul.com/cgi-bin/XYV/template/LISEXT/1FRAME/index.htm	E60425-20110128
	D	B	
Nominal voltage UN	150 V	150 V	
Nominal current IN	6 A	6 A	
mm²/AWG/kcmil	26-18	26-18	

Accessories

Accessories

Crimp contact

Accessories - MCC 0,5-MP AU 0,14-0,5 - 1013425



Crimp contact, type of contact: Female connector, connection method: Crimp connection, contact surface: Gold, Conductor cross section flexible: 0.14 ...0.5 mm², type of packaging: packed in cardboard

Accessories - MCC 0,5-MP AU 0,14-0,5 R - 1013420



Crimp contact, type of contact: Female connector, connection method: Crimp connection, contact surface: Gold, Conductor cross section flexible: 0.14 ...0.5 mm², type of packaging: Taped on roll

Accessories - MCC 0,5-MP AU 0,34-0,75 - 1013419



Crimp contact, type of contact: Female connector, connection method: Crimp connection, contact surface: Gold, Conductor cross section flexible: 0.34 ...0.75 mm², type of packaging: packed in cardboard

Printed-circuit board connector - MCC 0,5/14-ST-2,54 - 1012279

Accessories

Accessories - MCC 0,5-MP AU 0,34-0,75 R - 1013418



Crimp contact, type of contact: Female connector, connection method: Crimp connection, contact surface: Gold, Conductor cross section flexible: 0.34 ... 0.75 mm², type of packaging: Taped on roll

Crimping tool

Crimping pliers - CRIMPFOX-P CC 0.75 L - 1064998



Crimping pliers, for COMBICON crimp connectors with cross section: 0.14 ... 0.75 mm². Unlockable pressure lock, precise parallel crimping, front entry, B crimp, incl. 2 positioning aids

Additional products

Printed-circuit board connector - MC 0,5/14-G-2,54 P20 THR R56 - 1821368



PCB headers, nominal current: 6 A, rated voltage (III/2): 160 V, number of positions: 14, pitch: 2.54 mm, color: black, contact surface: Gold, mounting: THR soldering, Sample values available under SAMPLE MC...

Printed-circuit board connector - MCV 0,5/14-G-2,54 P20 THR R56 - 1821517



PCB headers, nominal current: 6 A, rated voltage (III/2): 160 V, number of positions: 14, pitch: 2.54 mm, color: black, contact surface: Gold, mounting: THR soldering, Sample values available under SAMPLE MC...

Printed-circuit board connector - MC 0,5/14-G-2,54 SMD R56 - 1821818



PCB headers, nominal current: 6 A, rated voltage (III/2): 160 V, number of positions: 14, pitch: 2.54 mm, color: black, contact surface: Gold, mounting: SMD soldering, Sample values available under SAMPLE MC...

Printed-circuit board connector - MCC 0,5/14-ST-2,54 - 1012279

Accessories

Printed-circuit board connector - MCV 0,5/14-G-2,54 SMD R56 - 1821669



PCB headers, nominal current: 6 A, rated voltage (III/2): 160 V, number of positions: 14, pitch: 2.54 mm, color: black, contact surface: Gold, mounting: SMD soldering, Sample values available under SAMPLE MC...