

D-SUB contact insert - VS-15-BU-DSUB/16-MPT-0,5 - 1688094


Please be informed that the data shown in this PDF Document is generated from our Online Catalog. Please find the complete data in the user's documentation. Our General Terms of Use for Downloads are valid (<http://phoenixcontact.com/download>)



D-SUB contact insert, shell size 2, with 15 signal contacts, female type of contact, screw connection, straight, for panel mounting frame and sleeve housing with IP67 protection

RoHS

Key Commercial Data

Packing unit	1 pc
Minimum order quantity	10 pc
GTIN	 4 017918 179571
GTIN	4017918179571
Weight per Piece (excluding packing)	19.200 g
Custom tariff number	85366990
Country of origin	Germany

Technical data

Mechanical characteristics

Number of positions	15
Connection profile	D-SUB 15
Insertion/withdrawal cycles	≤ 200
Connection method	Screw connection
Conductor cross section	0.14 mm ² ... 0.5 mm ²
Connection cross section AWG	26 ... 20
Insertion force per signal contact	≤ 3.30 N
Extraction force per signal contact	≤ 2.2 N
Mounting type	Hole
Insulation resistance	≥ 5000 MΩ

D-SUB contact insert - VS-15-BU-DSUB/16-MPT-0,5 - 1688094

Technical data

Mechanical characteristics

Degree of protection	IP20
Type	15
Size of housing	2

Ambient conditions

Ambient temperature (operation)	-20 °C ... 80 °C
---------------------------------	------------------

Material data

Flammability rating according to UL 94	V0
Contact carrier material	PBTP
Contact material	Copper alloy
Contact surface material	Gold over nickel

Electrical characteristics

Number of positions	15
Rated current	5 A
Overvoltage category	III
Degree of pollution	2
Rated voltage (III/3)	60 V

Standards and Regulations

Flammability rating according to UL 94	V0
--	----

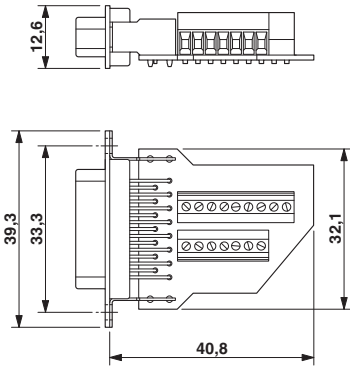
Environmental Product Compliance

REACH SVHC	Lead 7439-92-1
China RoHS	Environmentally friendly use period: unlimited = EFUP-e
	No hazardous substances above threshold values

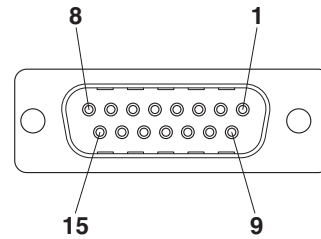
Drawings

D-SUB contact insert - VS-15-BU-DSUB/16-MPT-0,5 - 1688094

Dimensional drawing



Schematic diagram



D-SUB contact insert

Classifications

eCl@ss

eCl@ss 4.0	27140816
eCl@ss 4.1	27260701
eCl@ss 5.0	27260701
eCl@ss 5.1	27260700
eCl@ss 6.0	27260700
eCl@ss 7.0	27440302
eCl@ss 8.0	27440302
eCl@ss 9.0	27440205

ETIM

ETIM 2.0	EC000438
ETIM 3.0	EC000438
ETIM 4.0	EC000438
ETIM 5.0	EC001132
ETIM 6.0	EC000438

UNSPSC

UNSPSC 6.01	30211923
UNSPSC 7.0901	39121522
UNSPSC 11	39121522
UNSPSC 12.01	39121522
UNSPSC 13.2	39121522

D-SUB contact insert - VS-15-BU-DSUB/16-MPT-0,5 - 1688094

Approvals


Approvals

Approvals

EAC

Ex Approvals

Approval details

EAC		B.01742
-----	---	---------
