

Sample set - SACC-CIP-M8FS-4P SMD-SP - 1418660


Please be informed that the data shown in this PDF Document is generated from our Online Catalog. Please find the complete data in the user's documentation. Our General Terms of Use for Downloads are valid (<http://phoenixcontact.com/download>)



Sample set, 4-position, Socket, straight, M8, A-coded, PCB mounting, SMD



Key Commercial Data

Packing unit	5 pc
Minimum order quantity	5 pc
GTIN	 4 055626 163055
GTIN	4055626163055
Weight per Piece (excluding packing)	6.340 g
Custom tariff number	85366990
Country of origin	Germany

Technical data

Ambient conditions

Ambient temperature (operation)	-25 °C ... 105 °C (Plug / socket)
	-40 °C ... 105 °C (without mechanical actuation)
Degree of protection	IP67 (correctly plugged in and locked)
	IP65 (not plugged in, by means of additional O-ring seal with device)

General

Note	The electrical and mechanical data specified assume that the connector pair is correctly locked and mounted. If the connector is unlocked and if there is a danger of contamination, the connector must be sealed using a protective cap > IP54. Influences arising from litz wires, cables or PCB assembly must also be taken into consideration.
Rated current at 40°C	3 A
Rated voltage	60 V
Number of positions	4
Insulation resistance	≥ 100 MΩ

Sample set - SACC-CIP-M8FS-4P SMD-SP - 1418660

Technical data

General

Coding	A - standard
Standards/regulations	M8 connector IEC 61076-2-104
Overvoltage category	II
Connection method	SMD
Insertion/withdrawal cycles	> 100
Mounting type	PCB mounting

Material

Flammability rating according to UL 94	V0
Contact material	CuZn
Contact surface material	Au
Contact carrier material	PA
Sealing material	FKM

Cable

Standards/specifications	M8 connector IEC 61076-2-104
--------------------------	------------------------------

Standards and Regulations

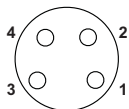
Standard designation	M8 connector
Standards/regulations	IEC 61076-2-104
Flammability rating according to UL 94	V0

Environmental Product Compliance

REACH SVHC	Lead 7439-92-1
China RoHS	Environmentally Friendly Use Period = 50
	For details about hazardous substances go to tab "Downloads", Category "Manufacturer's declaration"

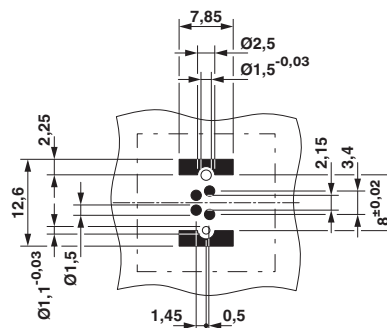
Drawings

Schematic diagram



Pin assignment M8 socket, 4-pos., view female side

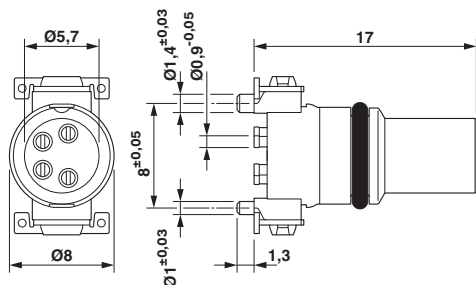
Drilling diagram



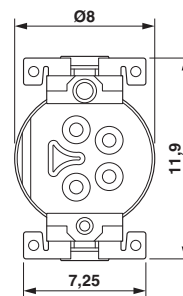
Drilling diagram

Sample set - SACC-CIP-M8FS-4P SMD-SP - 1418660

Dimensional drawing



Dimensional drawing



M8 flush-type socket

View of solder side

Classifications

eCl@ss

eCl@ss 5.1	27261200
eCl@ss 6.0	27261200
eCl@ss 7.0	27440205
eCl@ss 8.0	27440205
eCl@ss 9.0	27440205

ETIM

ETIM 4.0	EC000438
ETIM 5.0	EC000438
ETIM 6.0	EC000438

UNSPSC

UNSPSC 13.2	39121522
-------------	----------

Approvals

Approvals

Approvals

EAC / cULus Recognized

Ex Approvals

Approval details

EAC		B.01742
-----	--	---------

Sample set - SACC-CIP-M8FS-4P SMD-SP - 1418660

Approvals

cULus Recognized		http://database.ul.com/cgi-bin/XYV/template/LISEXT/1FRAME/index.htm E221474-20160506
Nominal voltage UN	30 V	
Nominal current IN	3 A	

Accessories

Accessories

Panel mounting base

Housing screw connection - SACC-BP-F-M8/M12 SMD - 1412506



M8 socket, rear mounting

Housing screw connection - SACC-FP-F-M8/M10 SMD - 1412504



M8 female connector, front mounting SMD with M10 screw fastening

Housing screw connection - SACC-FP-F-M8/PRESS SMD - 1412501



M8 socket, press-in mounting