

Feed-through header - IC 2,5/ 4-GF-5,08 EX - 1810353

Please be informed that the data shown in this PDF Document is generated from our Online Catalog. Please find the complete data in the user's documentation. Our General Terms of Use for Downloads are valid (<http://phoenixcontact.com/download>)

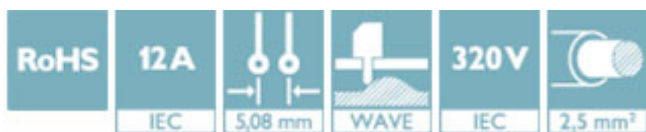
PCB headers, nominal current: 12 A, rated voltage (III/2): 320 V, nominal current (Ex): 12 A, nominal voltage (Ex): 176 V, number of positions: 4, pitch: 5.08 mm, color: green, contact surface: Tin, mounting: Wave soldering



The figure shows a 10-position version of the product

Your advantages

- ✓ Maximum flexibility when it comes to device design – one header for connectors with different connection technologies
- ✓ Screwable flange for superior mechanical stability
- ✓ Well-known mounting principle allows worldwide use
- ✓ Satisfies the more stringent safety requirements of “Ex e” protection according to IEC 60079-7 for potentially explosive areas
- ✓ Inverted header with socket contacts for touch-proof device outputs or PCB/PCB connections
- ✓ Easy PCB replacement thanks to plug-in modules



Key Commercial Data

Packing unit	50 pc
GTIN	
GTIN	4046356706681

Technical data

Dimensions

Length [l]	19 mm
Width	30.44 mm
Pitch	5.08 mm
Dimension a	15.24 mm
Width [w]	30.44 mm
Height [h]	13.7 mm
Height	11 mm
Length of the solder pin	3.5 mm
Pin dimensions	1.2 x 0.5 mm

Feed-through header - IC 2,5/ 4-GF-5,08 EX - 1810353

Technical data

Dimensions

Pin spacing	5.08 mm
Length	19 mm

General

Range of articles	IC 2,5/..-GF-EX
Insulating material group	I
Rated surge voltage (III/3)	4 kV
Rated surge voltage (III/2)	4 kV
Rated surge voltage (II/2)	4 kV
Rated voltage (III/3)	320 V
Rated voltage (III/2)	320 V
Rated voltage (II/2)	630 V
Connection in acc. with standard	EN-VDE
Nominal current I_N	12 A
Maximum load current	12 A
Insulating material	PA
Flammability rating according to UL 94	V0
Color	green
Number of positions	4

Standards and Regulations

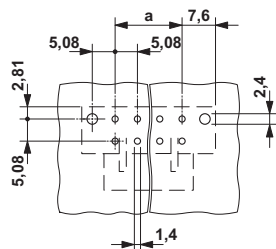
Connection in acc. with standard	EN-VDE
Flammability rating according to UL 94	V0

Environmental Product Compliance

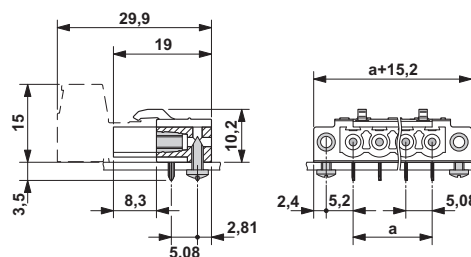
REACH SVHC	Lead 7439-92-1
China RoHS	Environmentally Friendly Use Period = 50
	For details about hazardous substances go to tab "Downloads", Category "Manufacturer's declaration"

Drawings

Drilling diagram



Dimensional drawing



Feed-through header - IC 2,5/ 4-GF-5,08 EX - 1810353

Approvals

Approvals

Approvals


EAC / cULus Recognized

Ex Approvals

IECEX / ATEX / EAC Ex

Approval details

EAC		B.01742
-----	---	---------

cULus Recognized		http://database.ul.com/cgi-bin/XYV/template/LISEXT/1FRAME/index.htm	E60425-19931014
	D	B	
Nominal voltage UN	300 V	250 V	
Nominal current IN	10 A	12 A	

Phoenix Contact 2018 © - all rights reserved
<http://www.phoenixcontact.com>

PHOENIX CONTACT GmbH & Co. KG
Flachsmarktstr. 8
32825 Blomberg
Germany
Tel. +49 5235 300
Fax +49 5235 3 41200
<http://www.phoenixcontact.com>