

Printed-circuit board connector - FK-MCP 1,5/11-STF-3,5 - 1940185

Please be informed that the data shown in this PDF Document is generated from our Online Catalog. Please find the complete data in the user's documentation. Our General Terms of Use for Downloads are valid (<http://phoenixcontact.com/download>)

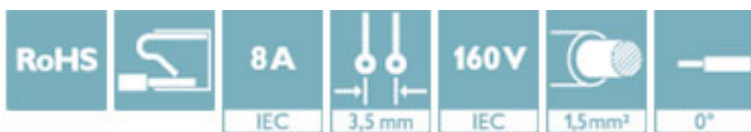
PCB connector, nominal current: 8 A, rated voltage (III/2): 160 V, number of positions: 11, pitch: 3.5 mm, connection method: Push-in spring connection, color: green, contact surface: Tin




The figure shows a 10-position version of the product

Your advantages

- ✓ Time saving push-in connection, tools not required
- ✓ Defined contact force ensures that contact remains stable over the long term
- ✓ Intuitive use through colour coded actuation lever
- ✓ Screwable flange for superior mechanical stability
- ✓ Quick and convenient testing using integrated test option



Key Commercial Data

| | |
|--------------|---|
| Packing unit | 50 pc |
| GTIN |  4 017918 877422 |
| GTIN | 4017918877422 |

Technical data

Dimensions

| | |
|--------------|---------|
| Length [l] | 20.8 mm |
| Width [w] | 48.8 mm |
| Height [h] | 12.4 mm |
| Pitch | 3.5 mm |
| Dimension a | 35 mm |

General

| | |
|---------------------------|---------------------------|
| Range of articles | FK-MCP 1,5/...-STF |
| Number of positions | 11 |
| Connection method | Push-in spring connection |
| Insulating material group | I |

Printed-circuit board connector - FK-MCP 1,5/11-STF-3,5 - 1940185

Technical data

General

| | |
|--|--|
| Rated surge voltage (III/3) | 2.5 kV |
| Rated surge voltage (III/2) | 2.5 kV |
| Rated surge voltage (II/2) | 2.5 kV |
| Rated voltage (III/3) | 160 V |
| Rated voltage (III/2) | 160 V |
| Rated voltage (II/2) | 320 V |
| Connection in acc. with standard | EN-VDE |
| Nominal current I_N | 8 A |
| Nominal cross section | 1.5 mm ² |
| Maximum load current | 8 A (with 1.5 mm ² conductor cross section) |
| Insulating material | PA |
| Flammability rating according to UL 94 | V0 |
| Internal cylindrical gage | A1 |
| Stripping length | 9 mm |

Connection data

| | |
|--|----------------------|
| Conductor cross section solid min. | 0.14 mm ² |
| Conductor cross section solid max. | 1.5 mm ² |
| Conductor cross section flexible min. | 0.14 mm ² |
| Conductor cross section flexible max. | 1.5 mm ² |
| Conductor cross section flexible, with ferrule without plastic sleeve min. | 0.25 mm ² |
| Conductor cross section flexible, with ferrule without plastic sleeve max. | 1.5 mm ² |
| Conductor cross section flexible, with ferrule with plastic sleeve min. | 0.25 mm ² |
| Conductor cross section flexible, with ferrule with plastic sleeve max. | 0.5 mm ² |
| Conductor cross section AWG min. | 26 |
| Conductor cross section AWG max. | 16 |
| Minimum AWG according to UL/CUL | 28 |
| Maximum AWG according to UL/CUL | 16 |

Specifications for ferrules

| | |
|--|---|
| Recommended crimping pliers | 1212034 CRIMPFOX 6 |
| Ferrules without insulating collar, according to DIN 46228-1 | Cross section: 0.25 mm ² ; Length: 7 mm ... 9 mm |
| | Cross section: 0.34 mm ² ; Length: 7 mm ... 9 mm |
| | Cross section: 0.5 mm ² ; Length: 8 mm ... 9 mm |
| | Cross section: 0.75 mm ² ; Length: 8 mm ... 9 mm |
| | Cross section: 1 mm ² ; Length: 8 mm ... 9 mm |
| | Cross section: 1.5 mm ² ; Length: 8 mm ... 9 mm |

Standards and Regulations

| | |
|--|--------|
| Connection in acc. with standard | EN-VDE |
| | CUL |
| Flammability rating according to UL 94 | V0 |

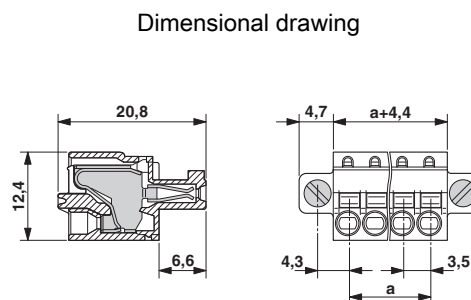
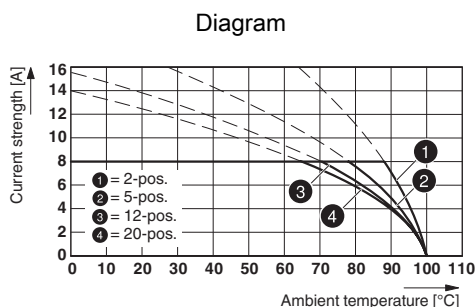
Printed-circuit board connector - FK-MCP 1,5/11-STF-3,5 - 1940185

Technical data

Environmental Product Compliance

| | |
|------------|---|
| China RoHS | Environmentally friendly use period: unlimited = EFUP-e |
| | No hazardous substances above threshold values |

Drawings



Type: FK-MCP 1,5/...-STF-3,5 with MC 1,5/...-GF-3,5

Approvals

Approvals

Approvals

IECEE CB Scheme / VDE Gutachten mit Fertigungsüberwachung / EAC / cULus Recognized

Ex Approvals

Approval details

| | | | |
|----------------------------|---------|---|----------------|
| IECEE CB Scheme | | http://www.iecee.org/ | DE1-60987-B1B2 |
| Nominal voltage UN | 160 V | | |
| Nominal current IN | 8 A | | |
| mm ² /AWG/kcmil | 0.2-1.5 | | |


| | | | |
|---|-------|---|----------|
| VDE Gutachten mit Fertigungsüberwachung | | http://www2.vde.com/de/Institut/Online-Service/VDE-gepruefteProdukte/Seiten/Online-Suche.aspx | 40011723 |
| Nominal voltage UN | 160 V | | |

Printed-circuit board connector - FK-MCP 1,5/11-STF-3,5 - 1940185

Approvals

| | |
|--------------------------------|---------|
| | |
| Nominal current I _N | 8 A |
| mm ² /AWG/kcmil | 0.2-1.5 |

| | | |
|-----|---|---------|
| EAC |  | B.01742 |
|-----|---|---------|

| | | | |
|--------------------------------|---|---|-----------------|
| cULus Recognized |  | http://database.ul.com/cgi-bin/XYV/template/LISEXT/1FRAME/index.htm | E60425-19920306 |
| | | B | |
| Nominal voltage U _N | | 300 V | |
| Nominal current I _N | | 8 A | |
| mm ² /AWG/kcmil | | 28-16 | |

Phoenix Contact 2018 © - all rights reserved
<http://www.phoenixcontact.com>

PHOENIX CONTACT GmbH & Co. KG
Flachsmarktstr. 8
32825 Blomberg
Germany
Tel. +49 5235 300
Fax +49 5235 3 41200
<http://www.phoenixcontact.com>