

AC charging cable - EV-GBG3K-1AC16A-5,0M2,5ESBK01 - 1623510

Please be informed that the data shown in this PDF Document is generated from our Online Catalog. Please find the complete data in the user's documentation. Our General Terms of Use for Downloads are valid (<http://phoenixcontact.com/download>)



AC charging cable with Vehicle Connector, open cable end, with locking option for U-lock, with protective cap, GB/T, GB/T 20234.2-2015, GB/T 18487.1-2015, 16 A / 250 V (AC), design line C-Line, cable: 5 m, black, straight, mating face: black, handle area: gray

Product Description

AC charging cable with Vehicle Connector and open cable end for charging electric vehicles (EV) with alternating current (AC) via GB/T Vehicle Inlets, for installation at charging stations for E-Mobility (EVSE)

Why buy this product

- ✓ Consistent design of all Phoenix Contact Vehicle Connectors and Infrastructure Plugs
- ✓ Silver-plated surface of the power and signal contacts
- ✓ Certified in accordance with IATF 16949:2016 and ISO 9001:2015
- ✓ Convenient handling, thanks to the ergonomic handle and additional, rubber grip components
- ✓ Tested in accordance with selected tests of automotive standards LV124, LV214, LV215-2
- ✓ Reliable function of the locking lever with additional seal
- ✓ Optional locking option with a U-lock
- ✓ Consistent longitudinal water tightness prevents water ingress in the cable

Key Commercial Data

Packing unit	1
GTIN	 4 055626 177915
GTIN	4055626177915
Custom tariff number	85444290

Technical data

Product definition

Product type	AC charging cable with Vehicle Connector, open cable end, with locking option for U-lock, with protective cap
--------------	---

AC charging cable - EV-GBG3K-1AC16A-5,0M2,5ESBK01 - 1623510

Technical data

Product definition

Type	C-Line black / gray
Standards/regulations	GB/T 20234.2-2015
	GB/T 18487.1-2015
Charging standard	GB/T
Charging mode	Mode 3, Case C

Dimensions

Vehicle connector width	58.00 mm
Vehicle connector height	151.30 mm
Vehicle connector depth	238.70 mm
Conductor length	5 m
Stripping length	60 mm ±15 mm

Ambient conditions

Ambient temperature (operation)	-30 °C ... 50 °C
Ambient temperature (storage/transport)	-40 °C ... 80 °C
Max. altitude	5000 m (above sea level)
Degree of protection	IP55 (plugged in)
	IP54 (Protective cap)

Electrical properties

Maximum charging power	4 kW
Number of phases	1
Number of power contacts	3 (L, N, PE)
Rated current of power contacts	16 A
Rated voltage for power contacts	250 V
Number of signal contacts	2 (CP, CC)
Rated current for signal contacts	2 A
Rated voltage for signal contacts	30 V AC
Type of signal transmission	Pulse width modulation
Resistor coding	680 Ω + 2.7 kΩ (Lever actuated)
	680 Ω (Lever not actuated)

Mechanical properties

Insertion/withdrawal cycles	> 10000
Insertion force	< 100 N
Withdrawal force	< 100 N

Design

Design line	C-Line
-------------	--------

AC charging cable - EV-GBG3K-1AC16A-5,0M2,5ESBK01 - 1623510

Technical data

Design

Housing color	black
Mating face color	black
Color handle area	gray
Actuating element color	silver
Color protective cap	black
Customer variations	On request

Material

Housing material	Plastic
Material handle area	Soft plastic
Actuating lever material	Metal
Material protective cap	Soft plastic
Material mating face	Plastic
Material surface of contacts	Ag

Cable

Cable structure	3 x 2.5 mm ² + 1 x 0.5 mm ²
Wiring standards/regulations	prEN 50620 / DIN EN 50620
Wiring class	Class 5
Wiring certifications	VDE
External cable diameter	10.2 mm ±0,3 mm
Type of conductor	straight
Outer sheath, material	TPE-U
External sheath, color	black
Minimum bending radius	153 mm (15 x diameter)

Locking

Locking type	Locking option for actuating lever with 4 mm U-lock
--------------	---

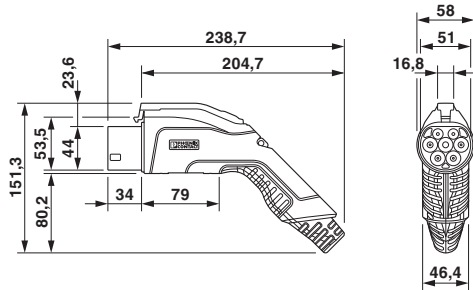
Environmental Product Compliance

REACH SVHC	Lead 7439-92-1
China RoHS	Environmentally Friendly Use Period = 10;
	For details about hazardous substances go to tab "Downloads", Category "Manufacturer's declaration"

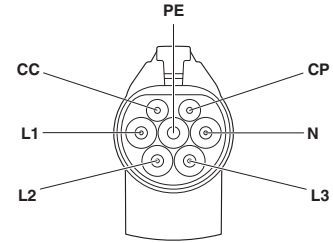
Drawings

AC charging cable - EV-GBG3K-1AC16A-5,0M2,5ESBK01 - 1623510

Dimensional drawing



Schematic diagram

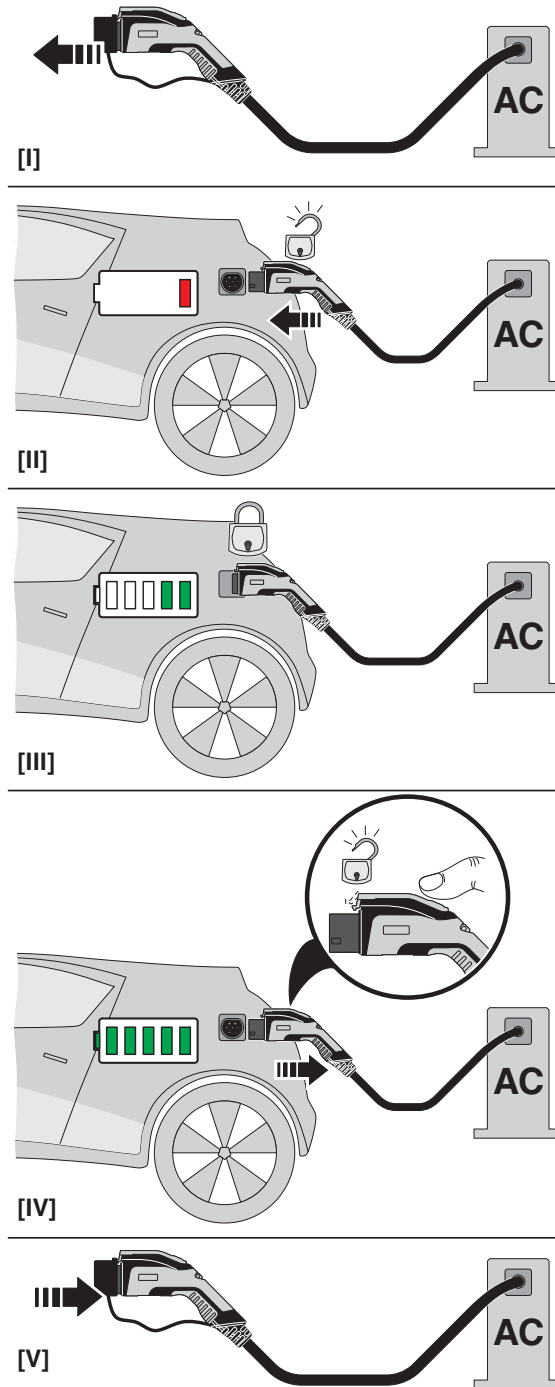


Pin assignment of the Vehicle Connector

Ensure that the vehicle connector is placed in an appropriate resting position that ensures a minimum protection rating of IP24 in accordance with IEC 61851-1 for the entire time between charging. Use the dimensions of the vehicle connector to create this type of resting position. Detailed specifications can also be found in the download area.


AC charging cable - EV-GBG3K-1AC16A-5,0M2,5ESBK01 - 1623510

Schematic diagram



AC charging cable - EV-GBG3K-1AC16A-5,0M2,5ESBK01 - 1623510

Schematic diagram



Terminology definition

Classifications

eCl@ss

eCl@ss 4.0	272607xx
eCl@ss 4.1	27260701
eCl@ss 5.0	27260701
eCl@ss 5.1	27143400
eCl@ss 6.0	27143400
eCl@ss 7.0	27449001
eCl@ss 8.0	27449001
eCl@ss 9.0	27144705

ETIM

ETIM 3.0	EC002061
ETIM 4.0	EC002061
ETIM 5.0	EC002839
ETIM 6.0	EC002897

UNSPSC

UNSPSC 6.01	30211923
UNSPSC 7.0901	39121522
UNSPSC 11	39121522
UNSPSC 12.01	39121522
UNSPSC 13.2	39121522

Accessories

Accessories

AC charging cable - EV-GBG3K-1AC16A-5,0M2,5ESBK01 - 1623510

Accessories

Park position

Park position - EV-GBAC-PARK - 1624142



Retainer for Vehicle Connector as parking position at charging stations (EVSE), GB/T, GB/T 20234.2, Front mounting