

## Device connector, front mounting - ST-7ES1N8A6100S - 1613592

Please be informed that the data shown in this PDF Document is generated from our Online Catalog. Please find the complete data in the user's documentation. Our General Terms of Use for Downloads are valid (<http://phoenixcontact.com/download>)



Device connector, front mounting, straight, SPEEDCON locking, M17, number of positions: 7+PE, type of contact: Socket, Crimp connection, Axial O-ring, Central fixing, shielded: yes


The figure shows the 4-pos. (3+PE) product version

### Why buy this product

- ✓ Application-specific wall mounting optionally with thread or anti-rotation protection and lock nut
- ✓ Consistent EMC protection for reliable connection solutions in the industrial environment
- ✓ Crimping connection: vibration- and temperature-resistant assembly

RoHS

### Key Commercial Data

Packing unit	1 STK
GTIN	 4 046356 401401
GTIN	4046356401401
Weight per Piece (excluding packing)	3.340 g
Custom tariff number	85366990
Country of origin	Germany

### Technical data

#### General

Note	Order information: Order crimp contacts Ø 1 mm separately
Type of locking	SPEEDCON locking
Direction of rotation of contact chamber numbering	Standard
Coding	N
Contact connection method	Crimp connection

## Device connector, front mounting - ST-7ES1N8A6100S - 1613592

### Technical data

#### General

Type of contacts	Socket
Number of positions	8
Contact diameter of power contacts	1 mm
Nominal current per power contact at 25°C	14 A
Contact diameter of signal contacts	1 mm
Pg housing screw connection	none
Mounting type	Central fixing

#### Ambient conditions

Ambient temperature	-40 °C ... 125 °C
Degree of protection	IP67

#### Specifications according to DIN EN 61984:2001

Installation height max.	3000 m
Nominal / operating voltage of power contacts	630 V
Rated surge voltage of power contacts	6 kV
Overvoltage category of power contacts	III
Degree of pollution of power contacts	3

#### Environmental Product Compliance

REACH SVHC	Lead 7439-92-1
China RoHS	Environmentally Friendly Use Period = 50
	For details about hazardous substances go to tab "Downloads", Category "Manufacturer's declaration"

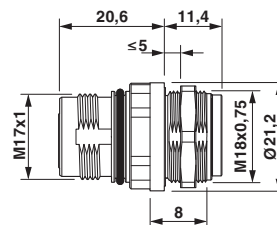
### Drawings

Schematic diagram



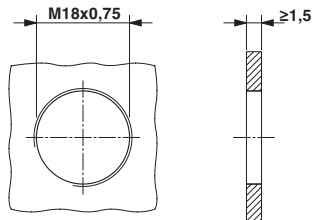
Connector pin assignment

Dimensional drawing



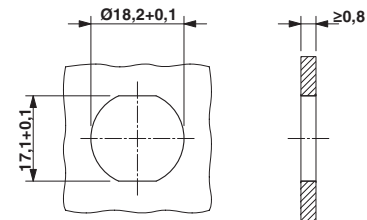
## Device connector, front mounting - ST-7ES1N8A6100S - 1613592

Dimensional drawing



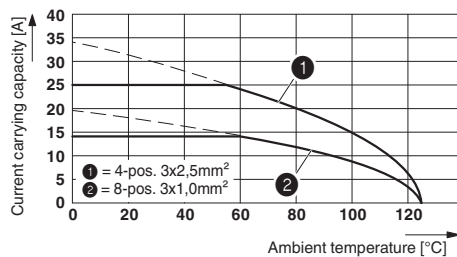
Installation dimensions: mounting with thread

Dimensional drawing

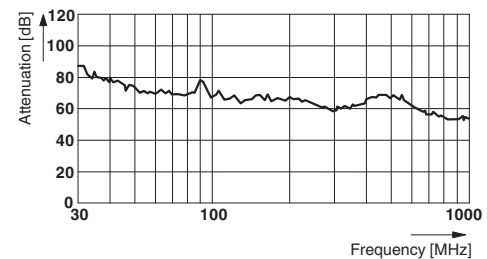


Installation dimensions: mounting with anti-rotation protection and locking nut

Diagram



Diagram



## Classifications

### eCl@ss

eCl@ss 4.0	272607xx
eCl@ss 4.1	27260701
eCl@ss 5.0	27143424
eCl@ss 5.1	27143400
eCl@ss 6.0	27279200
eCl@ss 7.0	27440103
eCl@ss 8.0	27440103
eCl@ss 9.0	27440102

### ETIM

ETIM 3.0	EC001121
ETIM 4.0	EC001121
ETIM 5.0	EC002061
ETIM 6.0	EC002061

### UNSPSC

UNSPSC 6.01	43172015
-------------	----------

## Device connector, front mounting - ST-7ES1N8A6100S - 1613592

### Classifications

#### UNSPSC

UNSPSC 7.0901	43201404
UNSPSC 11	43172015
UNSPSC 12.01	43201404
UNSPSC 13.2	39121413

### Approvals


#### Approvals


#### Approvals

UL Recognized / cUL Recognized / EAC / cULus Recognized

#### Ex Approvals

#### Approval details

UL Recognized			<a href="http://database.ul.com/cgi-bin/XYV/template/LISEXT/1FRAME/index.htm">http://database.ul.com/cgi-bin/XYV/template/LISEXT/1FRAME/index.htm</a>	FILE E 335019
Nominal voltage UN		600 V		
Nominal current IN		5 A		
mm²/AWG/kcmil		18		

cUL Recognized			<a href="http://database.ul.com/cgi-bin/XYV/template/LISEXT/1FRAME/index.htm">http://database.ul.com/cgi-bin/XYV/template/LISEXT/1FRAME/index.htm</a>	FILE E 335019	
Nominal voltage UN					600 V
Nominal current IN					5 A
mm²/AWG/kcmil					18

EAC		B.01742
-----	---	---------

## Device connector, front mounting - ST-7ES1N8A6100S - 1613592

### Approvals

cULus Recognized



<http://database.ul.com/cgi-bin/XYV/template/LISEXT/1FRAME/index.htm>

### Accessories

#### Accessories

##### Crimp contact

Crimp contact - ST-10KS010 - 1618239



Crimp contact, turned, Single contact, contact diameter: 1 mm, crimp range: 0.06 mm<sup>2</sup> ... 0.25 mm<sup>2</sup>

Crimp contact - ST-10KS020 - 1618251



Crimp contact, turned, Single contact, contact diameter: 1 mm, crimp range: 0.34 mm<sup>2</sup> ... 0.5 mm<sup>2</sup>

Crimp contact - ST-10KS030 - 1618254



Crimp contact, turned, Single contact, contact diameter: 1 mm, crimp range: 0.5 mm<sup>2</sup> ... 1 mm<sup>2</sup>

### Mounting material

Color-coding - ST-Z0019 - 1620621



Color-coding, color: green

## Device connector, front mounting - ST-7ES1N8A6100S - 1613592

### Accessories

Color-coding - ST-Z0020 - 1620622



Color-coding, color: orange

Color-coding - ST-Z0021 - 1620623



Color-coding, color: black

M18 x 0.75 locking nut - ST-E2015151 - 1613831



M18 x 0.75 locking nut

Contact removal tool - ST-Z0001 - 1607770



Unlocking tool for contact carriers for snapping in the M17 device connectors

### Protective cover

Plastic dust protection cap - ST-Z0006 - 1607776



Plastic dust protection cap for connectors with M17 external thread

## Device connector, front mounting - ST-7ES1N8A6100S - 1613592

### Accessories

Metal dust protection cap - ST-Z0014 - 1616069



Metal dust protection cap for connectors, with M17 external thread

---

Metal dust protection cap - ST-Z0013 - 1616068



Metal dust protection cap with steel wire for connectors with M17 external thread

---