

Plug - PP-H 1,5/S/24 - 3061871

Please be informed that the data shown in this PDF Document is generated from our Online Catalog. Please find the complete data in the user's documentation. Our General Terms of Use for Downloads are valid (<http://phoenixcontact.com/download>)




Plug, nom. voltage: 500 V, nominal current: 17.5 A, connection method: Push-in connection, number of connections: 24, number of positions: 24, cross section: 0.14 mm² - 1.5 mm², AWG: 26 - 14, width: 84 mm, height: 31.3 mm, color: gray

Why buy this product

- ✓ Large-surface labeling option
- ✓ The Push-in technology COMBI plugs for self-assembly provide solutions that users can implement themselves

RoHS

Key Commercial Data

Packing unit	1
GTIN	 4 046356 667357
GTIN	4046356667357
Custom tariff number	85366990

Technical data

General

Number of positions	24
Number of levels	1
Number of connections	24
Potentials	24
Nominal cross section	1.5 mm ²
Color	gray
Insulating material	PA
Flammability rating according to UL 94	V0
Maximum load current	17.5 A (with 1.5 mm ² conductor cross section)
Rated surge voltage	6 kV

Plug - PP-H 1,5/S/24 - 3061871

Technical data

General

Degree of pollution	3
Overvoltage category	III
Insulating material group	I
Maximum power dissipation for nominal condition	0.56 W
Maximum load current	17.5 A (with 1.5 mm ² conductor cross section)
Nominal current I _N	17.5 A (observe derating)
Nominal voltage U _N	500 V
Open side panel	Yes
Relative insulation material temperature index (Elec., UL 746 B)	130 °C
Temperature index of insulation material (DIN EN 60216-1 (VDE 0304-21))	130 °C
Static insulating material application in cold	-60 °C
Behavior in fire for rail vehicles (DIN 5510-2)	Test passed
Flame test method (DIN EN 60695-11-10)	V0
Oxygen index (DIN EN ISO 4589-2)	>32 %
NF F16-101, NF F10-102 Class I	2
NF F16-101, NF F10-102 Class F	2
Surface flammability NFPA 130 (ASTM E 162)	passed
Specific optical density of smoke NFPA 130 (ASTM E 662)	passed
Smoke gas toxicity NFPA 130 (SMP 800C)	passed
Calorimetric heat release NFPA 130 (ASTM E 1354)	28 MJ/kg
Fire protection for rail vehicles (DIN EN 45545-2) R22	HL 1 - HL 3
Fire protection for rail vehicles (DIN EN 45545-2) R23	HL 1 - HL 3
Fire protection for rail vehicles (DIN EN 45545-2) R24	HL 1 - HL 3
Fire protection for rail vehicles (DIN EN 45545-2) R26	HL 1 - HL 3

Dimensions

Width	84 mm
Length	16.5 mm
Height	31.3 mm
	19.5 mm
Pitch	3.5 mm

Connection data

Connection method	Push-in connection
Connection in acc. with standard	IEC 61984
Conductor cross section solid min.	0.14 mm ²
Conductor cross section solid max.	1.5 mm ²
Conductor cross section AWG min.	26

Plug - PP-H 1,5/S/24 - 3061871

Technical data

Connection data

Conductor cross section AWG max.	14
Conductor cross section flexible min.	0.14 mm ²
Conductor cross section flexible max.	1.5 mm ²
Min. AWG conductor cross section, flexible	26
Max. AWG conductor cross section, flexible	14
Conductor cross section flexible, with ferrule without plastic sleeve min.	0.14 mm ²
Conductor cross section flexible, with ferrule without plastic sleeve max.	1.5 mm ²
Conductor cross section flexible, with ferrule with plastic sleeve min.	0.14 mm ²
Conductor cross section flexible, with ferrule with plastic sleeve max.	1 mm ²
Stripping length	8 mm
Internal cylindrical gage	A1 / B1

Standards and Regulations

Connection in acc. with standard	CSA
	IEC 61984
Flammability rating according to UL 94	V0
Fire protection for rail vehicles (DIN EN 45545-2) R22	HL 1 - HL 3 HL 1 - HL 3 HL 1 - HL 3 HL 1 - HL 3
Fire protection for rail vehicles (DIN EN 45545-2) R23	HL 1 - HL 3 HL 1 - HL 3 HL 1 - HL 3 HL 1 - HL 3
Fire protection for rail vehicles (DIN EN 45545-2) R24	HL 1 - HL 3 HL 1 - HL 3 HL 1 - HL 3 HL 1 - HL 3
Fire protection for rail vehicles (DIN EN 45545-2) R26	HL 1 - HL 3 HL 1 - HL 3 HL 1 - HL 3 HL 1 - HL 3

Environmental Product Compliance

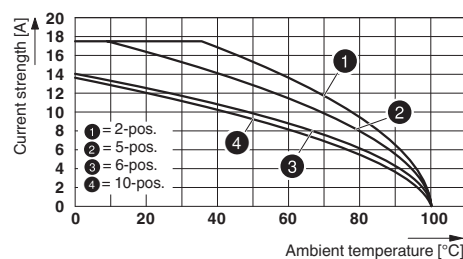
China RoHS	Environmentally friendly use period: unlimited = EFUP-e
	No hazardous substances above threshold values

Drawings

Circuit diagram



Diagram



Plug - PP-H 1,5/S/24 - 3061871

Classifications

eCl@ss

eCl@ss 4.0	272607xx
eCl@ss 4.1	27260701
eCl@ss 5.0	27260701
eCl@ss 5.1	27260700
eCl@ss 6.0	27141100
eCl@ss 7.0	27141151
eCl@ss 8.0	27141151
eCl@ss 9.0	27141151

ETIM

ETIM 3.0	EC000897
ETIM 4.0	EC002021
ETIM 5.0	EC002021
ETIM 6.0	EC002021

UNSPSC

UNSPSC 6.01	30211802
UNSPSC 7.0901	39121402
UNSPSC 11	39121402
UNSPSC 12.01	39121402
UNSPSC 13.2	39121402

Approvals

Approvals

Approvals


UL Recognized / cUL Recognized / CSA / cULus Recognized


Ex Approvals


Approval details

Plug - PP-H 1,5/S/24 - 3061871

Approvals

UL Recognized  http://database.ul.com/cgi-bin/XYV/template/LISEXT/1FRAME/index.htm FILE E 60425			
	D	B	C
Nominal voltage UN	600 V	300 V	300 V
Nominal current IN	5 A	15 A	15 A
mm²/AWG/kcmil	26-14	26-14	26-14

cUL Recognized  http://database.ul.com/cgi-bin/XYV/template/LISEXT/1FRAME/index.htm FILE E 60425			
	D	B	C
Nominal voltage UN	600 V	300 V	300 V
Nominal current IN	5 A	15 A	15 A
mm²/AWG/kcmil	26-14	26-14	26-14

CSA  http://www.csagroup.org/services-industries/product-listing/ 13631			
	D	B	C
Nominal voltage UN	600 V	300 V	300 V
Nominal current IN	5 A	15 A	15 A
mm²/AWG/kcmil	26-14	26-14	26-14

cULus Recognized  http://database.ul.com/cgi-bin/XYV/template/LISEXT/1FRAME/index.htm			
--	--	--	--

Accessories

Accessories

Cable housing

Cable housing - PH 1,5/S/3 - 3212756



Cable housing, pitch: 10.5 mm, length: 19.9 mm, width: 10.5 mm, height: 36.8 mm, number of positions: 3, color: gray

Plug - PP-H 1,5/S/24 - 3061871

Accessories

Cable housing - PH 1,5/S/4 - 3212769



Cable housing, pitch: 14 mm, length: 19.9 mm, width: 14 mm, height: 36.8 mm, number of positions: 4, color: gray

Cable housing - PH 1,5/S/5 - 3212772



Cable housing, pitch: 17.5 mm, length: 19.9 mm, width: 17.5 mm, height: 36.8 mm, number of positions: 5, color: gray

Cable housing - PH 1,5/S/6 - 3212785



Cable housing, pitch: 21 mm, length: 19.9 mm, width: 21 mm, height: 36.8 mm, number of positions: 6, color: gray

Cable housing - PH 1,5/S/7 - 3212798



Cable housing, pitch: 24.5 mm, length: 19.9 mm, width: 24.5 mm, height: 36.8 mm, number of positions: 7, color: gray

Cable housing - PH 1,5/S/8 - 3212808



Cable housing, pitch: 28 mm, length: 19.9 mm, width: 28 mm, height: 36.8 mm, number of positions: 8, color: gray

Plug - PP-H 1,5/S/24 - 3061871

Accessories

Cable housing - PH 1,5/S/9 - 3212811



Cable housing, pitch: 31.5 mm, length: 19.9 mm, width: 31.5 mm, height: 36.8 mm, number of positions: 9, color: gray

Cable housing - PH 1,5/S/10 - 3212824



Cable housing, pitch: 35 mm, length: 19.9 mm, width: 35 mm, height: 36.8 mm, number of positions: 10, color: gray

Cable housing - PH 1,5/S/11 - 3212837



Cable housing, pitch: 38.5 mm, length: 19.9 mm, width: 38.5 mm, height: 36.8 mm, number of positions: 11, color: gray

Cable housing - PH 1,5/S/12 - 3212840



Cable housing, pitch: 42 mm, length: 19.9 mm, width: 42 mm, height: 36.8 mm, number of positions: 12, color: gray

Cable housing - PH 1,5/S/13 - 3212853



Cable housing, pitch: 45.5 mm, length: 19.9 mm, width: 45.5 mm, height: 36.8 mm, number of positions: 13, color: gray

Plug - PP-H 1,5/S/24 - 3061871

Accessories

Cable housing - PH 1,5/S/14 - 3212866



Cable housing, pitch: 49 mm, length: 19.9 mm, width: 49 mm, height: 36.8 mm, number of positions: 14, color: gray

Cable housing - PH 1,5/S/15 - 3212879



Cable housing, pitch: 52.5 mm, length: 19.9 mm, width: 52.5 mm, height: 36.8 mm, number of positions: 15, color: gray

Insulating sleeve

Insulating sleeve - MPS-IH WH - 0201663

Insulating sleeve, color: white



Insulating sleeve - MPS-IH RD - 0201676

Insulating sleeve, color: red



Insulating sleeve - MPS-IH BU - 0201689

Insulating sleeve, color: blue



Plug - PP-H 1,5/S/24 - 3061871

Accessories

Insulating sleeve - MPS-IH YE - 0201692

Insulating sleeve, color: yellow



Insulating sleeve - MPS-IH GN - 0201702

Insulating sleeve, color: green



Insulating sleeve - MPS-IH GY - 0201728

Insulating sleeve, color: gray



Insulating sleeve - MPS-IH BK - 0201731

Insulating sleeve, color: black



Labeled terminal marker

Zack Marker strip, flat - ZBF 3,5 CUS - 0829394



Zack Marker strip, flat, can be ordered: Strip, white, labeled according to customer specifications, mounting type: snap into flat marker groove, for terminal block width: 3.5 mm, lettering field size: 3.5 x 5.2 mm

Plug - PP-H 1,5/S/24 - 3061871

Accessories

Zack Marker strip, flat - ZBF 3,5,LGS:FORTL.ZAHLEN - 0801406



Zack Marker strip, flat, Strip, white, labeled, printed horizontally: consecutive numbers 1 - 10, 11 - 20, etc. up to 91 - 100, mounting type: snap into flat marker groove, for terminal block width: 3.5 mm, lettering field size: 5.15 x 3.5 mm

Zack Marker strip, flat - ZBF 3,5,QR:FORTL.ZAHLEN - 0801407



Zack Marker strip, flat, Strip, white, labeled, Printed vertically: consecutive numbers 1 - 10, 11 - 20, etc. up to 91 - 100, mounting type: snap into flat marker groove, for terminal block width: 3.5 mm, lettering field size: 5.15 x 3.5 mm

Marker for terminal blocks - UCT-TMF 3,5 CUS - 0829644



Marker for terminal blocks, can be ordered: by sheet, white, labeled according to customer specifications, mounting type: snap into flat marker groove, for terminal block width: 3.5 mm, lettering field size: 2.7 x 4.7 mm

Mounting material

Latching - PR 1,5/S - 3212882



Latching, length: 28.9 mm, width: 3.3 mm, number of positions: 1, color: orange

Latching - PR 1,5/S/2 - 3212895



Latching, length: 28.9 mm, width: 6.8 mm, number of positions: 2, color: orange

Plug - PP-H 1,5/S/24 - 3061871

Accessories

Latching - PRZ 1,5/S - 3212905



Latching, length: 59 mm, width: 6.8 mm, color: orange

Screwdriver tools

Screwdriver - SZF 0-0,4X2,5 - 1204504



Actuation tool, for ST terminal blocks, also suitable for use as a bladed screwdriver, size: 0.4 x 2.5 x 75 mm, 2-component grip, with non-slip grip

Actuation tool - ST-BW 0 - 1200135



Actuation tool, for all 1.5 mm² spring cages from PT 1,5/S and FT 1,5/S

Shield connection

Shield connection clip - PSH 3- 6 - 3040591



Shield connection clip, color: black

Shield connection clip - PSH 5-10 - 3040601



Shield connection clip, color: black

Plug - PP-H 1,5/S/24 - 3061871

Accessories

Strain relief

Strain relief - PZ 1,5/S/2 - 3212918



Strain relief, length: 44.5 mm, width: 6.8 mm, number of positions: 2, color: black

Terminal marking

Zack Marker strip, flat - ZBF 3,5:UNBEDRUCKT - 0829392



Zack Marker strip, flat, Strip, white, unlabeled, can be labeled with: CMS-P1-PLOTTER, PLOTMARK, mounting type: snap into flat marker groove, for terminal block width: 3.5 mm, lettering field size: 3.5 x 5.2 mm

Marker for terminal blocks - UCT-TMF 3,5 - 0829486



Marker for terminal blocks, Sheet, white, unlabeled, can be labeled with: THERMOMARK PRIME, THERMOMARK CARD, BLUEMARK ID, BLUEMARK ID COLOR, BLUEMARK CLED, TOPMARK NEO, TOPMARK LASER, mounting type: snap into flat marker groove, for terminal block width: 3.5 mm, lettering field size: 2.7 x 4.7 mm

Test plug terminal block

Test plugs - MPS-MT - 0201744



, rated voltage (III/2): , nominal current (Ex): , nominal voltage (Ex): , number of positions: 1, pitch: 5 mm, connection method: , mounting: ,
