

## Multi-level terminal block - UT 2,5-3L - 3214259

Please be informed that the data shown in this PDF Document is generated from our Online Catalog. Please find the complete data in the user's documentation. Our General Terms of Use for Downloads are valid (<http://phoenixcontact.com/download>)



Multi-level terminal block, connection method: Screw connection, cross section: 0.14 mm<sup>2</sup> - 4 mm<sup>2</sup>, AWG: 26 - 12, width: 5.2 mm, color: gray, mounting type: NS 35/7,5, NS 35/15

### Why buy this product

- ✓ Since function shafts are provided on each level, all potential distribution tasks can be implemented quickly
- ✓ For a clear overview, each terminal point supports large-surface labeling
- ✓ A very high wiring density is achieved with the compact three-level terminal blocks
- ✓ Tested for railway applications

### Key Commercial Data

Packing unit	1 STK
GTIN	
GTIN	4046356575409
Weight per Piece (excluding packing)	25.200 g
Custom tariff number	85369010
Country of origin	Poland

### Technical data

#### General

Number of levels	3
Number of connections	6
Nominal cross section	2.5 mm <sup>2</sup>
Color	gray
Insulating material	PA
Flammability rating according to UL 94	V0

## Multi-level terminal block - UT 2,5-3L - 3214259

### Technical data

#### General

Rated surge voltage	6 kV
Degree of pollution	3
Overvoltage category	III
Insulating material group	I
Maximum power dissipation for nominal condition	0.77 W (the value is multiplied when connecting multiple levels)
Connection in acc. with standard	IEC 60947-7-1
Nominal current I <sub>N</sub>	19 A (with a 2.5 mm <sup>2</sup> conductor cross section)
Maximum load current	24 A (in case of a 4 mm <sup>2</sup> conductor cross section, the maximum load current must not be exceeded by the total current of all connected conductors.)
Nominal voltage U <sub>N</sub>	500 V
Open side panel	Yes
Number of positions	1
Relative insulation material temperature index (Elec.; UL 746 B)	130 °C
Temperature index of insulation material (DIN EN 60216-1 (VDE 0304-21))	130 °C
Static insulating material application in cold	-60 °C
Behavior in fire for rail vehicles (DIN 5510-2)	Test passed
Flame test method (DIN EN 60695-11-10)	V0
Oxygen index (DIN EN ISO 4589-2)	>32 %
NF F16-101, NF F10-102 Class I	2
NF F16-101, NF F10-102 Class F	2
Surface flammability NFPA 130 (ASTM E 162)	passed
Specific optical density of smoke NFPA 130 (ASTM E 662)	passed
Smoke gas toxicity NFPA 130 (SMP 800C)	passed
Calorimetric heat release NFPA 130 (ASTM E 1354)	28 MJ/kg
Fire protection for rail vehicles (DIN EN 45545-2) R22	HL 1 - HL 3
Fire protection for rail vehicles (DIN EN 45545-2) R23	HL 1 - HL 3
Fire protection for rail vehicles (DIN EN 45545-2) R24	HL 1 - HL 3
Fire protection for rail vehicles (DIN EN 45545-2) R26	HL 1 - HL 3

#### Dimensions

Width	5.2 mm
Length	90 mm
Height NS 35/7,5	77.5 mm
Height NS 35/15	85 mm

#### Connection data

Connection method	Screw connection
Conductor cross section solid min.	0.14 mm <sup>2</sup>

## Multi-level terminal block - UT 2,5-3L - 3214259

### Technical data

#### Connection data

Conductor cross section solid max.	4 mm <sup>2</sup>
Conductor cross section flexible min.	0.14 mm <sup>2</sup>
Conductor cross section flexible max.	4 mm <sup>2</sup>
Conductor cross section AWG min.	26
Conductor cross section AWG max.	12
Conductor cross section flexible, with ferrule without plastic sleeve min.	0.14 mm <sup>2</sup>
Conductor cross section flexible, with ferrule without plastic sleeve max.	2.5 mm <sup>2</sup>
Conductor cross section flexible, with ferrule with plastic sleeve min.	0.14 mm <sup>2</sup>
Conductor cross section flexible, with ferrule with plastic sleeve max.	2.5 mm <sup>2</sup>
2 conductors with same cross section, solid min.	0.14 mm <sup>2</sup>
2 conductors with same cross section, solid max.	1.5 mm <sup>2</sup>
2 conductors with same cross section, stranded min.	0.14 mm <sup>2</sup>
2 conductors with same cross section, stranded max.	1.5 mm <sup>2</sup>
2 conductors with same cross section, stranded, ferrules without plastic sleeve, min.	0.14 mm <sup>2</sup>
2 conductors with same cross section, stranded, ferrules without plastic sleeve, max.	1.5 mm <sup>2</sup>
2 conductors with same cross section, stranded, TWIN ferrules with plastic sleeve, min.	0.5 mm <sup>2</sup>
2 conductors with same cross section, stranded, TWIN ferrules with plastic sleeve, max.	1.5 mm <sup>2</sup>
Stripping length	9 mm
Internal cylindrical gage	A3
Screw thread	M3
Tightening torque, min	0.5 Nm
Tightening torque max	0.6 Nm

#### Standards and Regulations

Connection in acc. with standard	CSA
	IEC 60947-7-1
Flammability rating according to UL 94	V0
Fire protection for rail vehicles (DIN EN 45545-2) R22	HL 1 - HL 3 HL 1 - HL 3 HL 1 - HL 3 HL 1 - HL 3
Fire protection for rail vehicles (DIN EN 45545-2) R23	HL 1 - HL 3 HL 1 - HL 3 HL 1 - HL 3 HL 1 - HL 3
Fire protection for rail vehicles (DIN EN 45545-2) R24	HL 1 - HL 3 HL 1 - HL 3 HL 1 - HL 3 HL 1 - HL 3
Fire protection for rail vehicles (DIN EN 45545-2) R26	HL 1 - HL 3 HL 1 - HL 3 HL 1 - HL 3 HL 1 - HL 3

#### Environmental Product Compliance

China RoHS	Environmentally Friendly Use Period = 50
------------	--

# Multi-level terminal block - UT 2,5-3L - 3214259

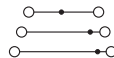
## Technical data

### Environmental Product Compliance

	For details about hazardous substances go to tab "Downloads", Category "Manufacturer's declaration"
--	---

## Drawings

Circuit diagram



## Classifications

### eCl@ss

eCl@ss 4.0	27141120
eCl@ss 4.1	27141120
eCl@ss 5.0	27141120
eCl@ss 5.1	27141120
eCl@ss 6.0	27141120
eCl@ss 7.0	27141120
eCl@ss 8.0	27141120
eCl@ss 9.0	27141120

### ETIM

ETIM 2.0	EC000902
ETIM 3.0	EC000897
ETIM 4.0	EC000897
ETIM 5.0	EC000897
ETIM 6.0	EC000897

### UNSPSC

UNSPSC 6.01	30211811
UNSPSC 7.0901	39121410
UNSPSC 11	39121410
UNSPSC 12.01	39121410
UNSPSC 13.2	39121410

## Approvals

### Approvals

# Multi-level terminal block - UT 2,5-3L - 3214259


## Approvals


### Approvals


UL Recognized / cUL Recognized / CSA / EAC / EAC / cULus Recognized

### Ex Approvals

### Approval details

UL Recognized		<a href="http://database.ul.com/cgi-bin/XYV/template/LISEXT/1FRAME/index.htm">http://database.ul.com/cgi-bin/XYV/template/LISEXT/1FRAME/index.htm</a>	FILE E 60425
	B	C	D
mm <sup>2</sup> /AWG/kcmil	26-12	26-12	26-12
Nominal current I <sub>N</sub>	20 A	20 A	5 A
Nominal voltage U <sub>N</sub>	300 V	300 V	600 V

cUL Recognized		<a href="http://database.ul.com/cgi-bin/XYV/template/LISEXT/1FRAME/index.htm">http://database.ul.com/cgi-bin/XYV/template/LISEXT/1FRAME/index.htm</a>	FILE E 60425
	B	C	D
mm <sup>2</sup> /AWG/kcmil	26-12	26-12	26-12
Nominal current I <sub>N</sub>	20 A	20 A	5 A
Nominal voltage U <sub>N</sub>	300 V	300 V	600 V

CSA		<a href="http://www.csagroup.org/services-industries/product-listing/">http://www.csagroup.org/services-industries/product-listing/</a>	13631
	B	C	D
mm <sup>2</sup> /AWG/kcmil	26-12	26-12	26-12
Nominal current I <sub>N</sub>	20 A	20 A	5 A
Nominal voltage U <sub>N</sub>	300 V	300 V	600 V

EAC			7500651.22.01.00246
-----	---	--	---------------------

## Multi-level terminal block - UT 2,5-3L - 3214259

### Approvals

EAC		EAC-Zulassung
-----	--	---------------

cULus Recognized		<a href="http://database.ul.com/cgi-bin/XYVV/template/LISEXT/1FRAME/index.htm">http://database.ul.com/cgi-bin/XYVV/template/LISEXT/1FRAME/index.htm</a>
------------------	--	---

### Accessories

#### Accessories

#### DIN rail

DIN rail perforated - NS 35/ 7,5 PERF 2000MM - 0801733



DIN rail perforated, Standard profile, width: 35 mm, height: 7.5 mm, In acc. with EN 60715: 2001, material: Steel, galvanized, passivated with a thick layer, length: 2000 mm, color: silver

DIN rail, unperforated - NS 35/ 7,5 UNPERF 2000MM - 0801681



DIN rail, unperforated, Standard profile, width: 35 mm, height: 7.5 mm, In acc. with EN 60715: 2001, material: Steel, galvanized, passivated with a thick layer, length: 2000 mm, color: silver

DIN rail perforated - NS 35/ 7,5 WH PERF 2000MM - 1204119



DIN rail perforated, Standard profile, width: 35 mm, height: 7.5 mm, In acc. with EN 60715: 2001, material: Steel, Galvanized, white passivated, length: 2000 mm, color: white

## Multi-level terminal block - UT 2,5-3L - 3214259

### Accessories

DIN rail, unperforated - NS 35/ 7,5 WH UNPERF 2000MM - 1204122



DIN rail, unperforated, Standard profile, width: 35 mm, height: 7.5 mm, In acc. with EN 60715: 2001, material: Steel, Galvanized, white passivated, length: 2000 mm, color: white

---

DIN rail, unperforated - NS 35/ 7,5 AL UNPERF 2000MM - 0801704

DIN rail, unperforated, Standard profile, width: 35 mm, height: 7.5 mm, In acc. with EN 60715: 2001, material: Aluminum, uncoated, length: 2000 mm, color: silver

---

DIN rail perforated - NS 35/ 7,5 ZN PERF 2000MM - 1206421



DIN rail perforated, Standard profile, width: 35 mm, height: 7.5 mm, In acc. with EN 60715: 2001, material: Steel, galvanized, length: 2000 mm, color: silver

---

DIN rail, unperforated - NS 35/ 7,5 ZN UNPERF 2000MM - 1206434



DIN rail, unperforated, Standard profile, width: 35 mm, height: 7.5 mm, In acc. with EN 60715: 2001, material: Steel, galvanized, length: 2000 mm, color: silver

---

DIN rail, unperforated - NS 35/ 7,5 CU UNPERF 2000MM - 0801762



DIN rail, unperforated, Standard profile, width: 35 mm, height: 7.5 mm, In acc. with EN 60715: 2001, material: Copper, uncoated, length: 2000 mm, color: copper-colored

---

## Multi-level terminal block - UT 2,5-3L - 3214259

### Accessories

End cap - NS 35/ 7,5 CAP - 1206560

DIN rail end piece, for DIN rail NS 35/7.5



---

### End block

End clamp - E/AL-NS 35 - 1201662



End clamp, for end support of UKH 50 to UKH 240, is pushed onto DIN rail NS 35 and fixed with 2 screws, width: 10 mm, color: aluminum

---

### End cover

End cover - D-UT 2,5-3L - 3214314



End cover, length: 90 mm, width: 2.2 mm, height: 69.8 mm, color: gray

---

### Insulating sleeve

Insulating sleeve - MPS-IH WH - 0201663

Insulating sleeve, color: white





## Multi-level terminal block - UT 2,5-3L - 3214259

### Accessories

Insulating sleeve - MPS-IH RD - 0201676

Insulating sleeve, color: red



Insulating sleeve - MPS-IH BU - 0201689

Insulating sleeve, color: blue



Insulating sleeve - MPS-IH YE - 0201692

Insulating sleeve, color: yellow



Insulating sleeve - MPS-IH GN - 0201702

Insulating sleeve, color: green



Insulating sleeve - MPS-IH GY - 0201728

Insulating sleeve, color: gray



## Multi-level terminal block - UT 2,5-3L - 3214259

### Accessories

Insulating sleeve - MPS-IH BK - 0201731

Insulating sleeve, color: black



---

### Jumper

Plug-in bridge - FBS 2-5 - 3030161



Plug-in bridge, pitch: 5.2 mm, length: 22.7 mm, width: 9 mm, number of positions: 2, color: red

---

Plug-in bridge - FBS 3-5 - 3030174



Plug-in bridge, pitch: 5.2 mm, length: 22.7 mm, width: 14.2 mm, number of positions: 3, color: red

---

Plug-in bridge - FBS 4-5 - 3030187



Plug-in bridge, pitch: 5.2 mm, length: 22.7 mm, width: 19.4 mm, number of positions: 4, color: red

---

Plug-in bridge - FBS 5-5 - 3030190



Plug-in bridge, pitch: 5.2 mm, length: 22.7 mm, width: 24.6 mm, number of positions: 5, color: red

---

## Multi-level terminal block - UT 2,5-3L - 3214259

### Accessories

Plug-in bridge - FBS 10-5 - 3030213



Plug-in bridge, pitch: 5.2 mm, length: 22.7 mm, width: 50.6 mm, number of positions: 10, color: red

---

Plug-in bridge - FBS 20-5 - 3030226



Plug-in bridge, pitch: 5.2 mm, number of positions: 20, color: red

---

Plug-in bridge - FBS 50-5 - 3038930



Plug-in bridge, pitch: 5.2 mm, number of positions: 50, color: red

---

Plug-in bridge - FBSR 2-5 - 3033702



Plug-in bridge, pitch: 5.2 mm, number of positions: 2, color: red

---

Plug-in bridge - FBSR 3-5 - 3001591



Plug-in bridge, pitch: 5.2 mm, number of positions: 3, color: red

---

## Multi-level terminal block - UT 2,5-3L - 3214259

### Accessories

Plug-in bridge - FBSR 4-5 - 3001592



Plug-in bridge, pitch: 5.2 mm, number of positions: 4, color: red

---

Plug-in bridge - FBSR 5-5 - 3001593



Plug-in bridge, pitch: 5.2 mm, number of positions: 5, color: red

---

Plug-in bridge - FBSR 10-5 - 3033710



Plug-in bridge, pitch: 5.2 mm, number of positions: 10, color: red

---

Plug-in bridge - FBS 2-5 BU - 3036877



Plug-in bridge, pitch: 5.2 mm, number of positions: 2, color: blue

---

Plug-in bridge - FBS 3-5 BU - 3036880



Plug-in bridge, pitch: 5.2 mm, number of positions: 3, color: blue

---

## Multi-level terminal block - UT 2,5-3L - 3214259

### Accessories

Plug-in bridge - FBS 4-5 BU - 3036893



Plug-in bridge, pitch: 5.2 mm, number of positions: 4, color: blue

---

Plug-in bridge - FBS 5-5 BU - 3036903



Plug-in bridge, pitch: 5.2 mm, number of positions: 5, color: blue

---

Plug-in bridge - FBS 10-5 BU - 3036916



Plug-in bridge, pitch: 5.2 mm, number of positions: 10, color: blue

---

Plug-in bridge - FBS 20-5 BU - 3036929



Plug-in bridge, pitch: 5.2 mm, number of positions: 20, color: blue

---

Plug-in bridge - FBS 50-5 BU - 3032114



Plug-in bridge, pitch: 5.2 mm, number of positions: 50, color: blue

---

Labeled terminal marker

## Multi-level terminal block - UT 2,5-3L - 3214259

### Accessories

Zack marker strip - ZB 5 CUS - 0824962



Zack marker strip, can be ordered: Strip, white, labeled according to customer specifications, mounting type: snap into tall marker groove, for terminal block width: 5.2 mm, lettering field size: 5.15 x 10.5 mm

Zack marker strip - ZB 5,LGS:FORTL.ZAHLEN - 1050017



Zack marker strip, Strip, white, labeled, printed horizontally: Consecutive numbers 1 - 10, 11 - 20, etc. up to 491 - 500, mounting type: snap into tall marker groove, for terminal block width: 5.2 mm, lettering field size: 5.15 x 10.5 mm

Zack marker strip - ZB 5,QR:FORTL.ZAHLEN - 1050020



Zack marker strip - ZB 5,LGS:GLEICHE ZAHLEN - 1050033



Zack marker strip, Strip, white, labeled, can be labeled with: CMS-P1-PLOTTER, printed horizontally: Identical numbers 1 or 2, etc. up to 100, mounting type: snap into tall marker groove, for terminal block width: 5.2 mm, lettering field size: 5.15 x 10.5 mm

Marker for terminal blocks - ZB 5,LGS:L1-N,PE - 1050415



Marker for terminal blocks, Strip, white, labeled, Horizontal: L1, L2, L3, N, PE, L1, L2, L3, N, PE, mounting type: snap into tall marker groove, for terminal block width: 5.2 mm, lettering field size: 5.15 x 10.5 mm

## Multi-level terminal block - UT 2,5-3L - 3214259

### Accessories

#### Marker for terminal blocks - UC-TM 5 CUS - 0824581



Marker for terminal blocks, can be ordered: by sheet, white, labeled according to customer specifications, mounting type: snap into tall marker groove, for terminal block width: 5.2 mm, lettering field size: 10.5 x 4.6 mm

---

#### Marker for terminal blocks - UCT-TM 5 CUS - 0829595



Marker for terminal blocks, can be ordered: by sheet, white, labeled according to customer specifications, mounting type: snap into tall marker groove, for terminal block width: 5.2 mm, lettering field size: 4.6 x 10.5 mm

---

#### Marker pen

#### Marker pen - X-PEN 0,35 - 0811228



Marker pen without ink cartridge, for manual labeling of markers, labeling extremely wipe-proof, line thickness 0.35 mm

---

#### Partition plate

#### Partition plate - TP-UK - 3003046



Partition plate, length: 99 mm, width: 2 mm, height: 90 mm, color: gray

---

#### Spacer plate - DP PS-5 - 3036725



Spacer plate, length: 22.4 mm, width: 5.2 mm, height: 29 mm, number of positions: 1, color: red

## Multi-level terminal block - UT 2,5-3L - 3214259

### Accessories

---

#### Screwdriver tools

Screwdriver - SZS 0,6X3,5 - 1205053



Actuation tool, for ST terminal blocks, insulated, also suitable for use as a bladed screwdriver, size: 0.6 x 3.5 x 100 mm, 2-component grip, with non-slip grip

---

Screwdriver - SF-SL 0,6X3,5-100 S-VDE - 1212587



Actuation tool, for ST terminal blocks, VDE insulated, with slimmer insulation integrated in the blade, also suitable for use as a bladed screwdriver, size: 0.6 x 3.5 x 100 mm, 2-component grip, with non-slip grip

---

#### Terminal marking

Zack marker strip - ZB 5 :UNBEDRUCKT - 1050004



Zack marker strip, Strip, white, unlabeled, can be labeled with: CMS-P1-PLOTTER, PLOTMARK, mounting type: snap into tall marker groove, for terminal block width: 5.2 mm, lettering field size: 5.1 x 10.5 mm

---

Marker for terminal blocks - UC-TM 5 - 0818108



Marker for terminal blocks, Sheet, white, unlabeled, can be labeled with: BLUEMARK CLED, BLUEMARK LED, CMS-P1-PLOTTER, PLOTMARK, mounting type: snap into tall marker groove, for terminal block width: 5.2 mm, lettering field size: 10.5 x 4.6 mm

---



## Multi-level terminal block - UT 2,5-3L - 3214259

### Accessories

#### Marker for terminal blocks - UCT-TM 5 - 0828734



Marker for terminal blocks. Sheet, white, unlabeled, can be labeled with: THERMOMARK PRIME, THERMOMARK CARD, BLUEMARK CLED, BLUEMARK LED, TOPMARK LASER, mounting type: snap into tall marker groove, for terminal block width: 5.2 mm, lettering field size: 4.6 x 10.5 mm

---

#### Test plug terminal block

##### Test plugs - MPS-MT - 0201744



Test plugs, with solder connection up to 1 mm<sup>2</sup> conductor cross section, color: silver

---

##### Test plugs - PS-5 - 3030983



Test plugs, color: red

---

##### Test plugs - PS-5/2,3MM RD - 3038723



Test plugs, color: red

---

#### Test socket

##### Test adapter - PAI-4-FIX-5/6 BU - 3035975



4 mm test adapter, for terminal blocks with 5.2 mm and 6.2 mm pitch

## Multi-level terminal block - UT 2,5-3L - 3214259

### Accessories

---

Test adapter - PAI-4-FIX-5/6 OG - 3035974



4 mm test adapter, for terminal blocks with 5.2 mm and 6.2 mm pitch

---

Test adapter - PAI-4-FIX-5/6 YE - 3035977



4 mm test adapter, for terminal blocks with 5.2 mm and 6.2 mm pitch

---

Test adapter - PAI-4-FIX-5/6 RD - 3035976



4 mm test adapter, for terminal blocks with 5.2 mm and 6.2 mm pitch

---

Test adapter - PAI-4-FIX-5/6 GN - 3035978



4 mm test adapter, for terminal blocks with 5.2 mm and 6.2 mm pitch

---

Test adapter - PAI-4-FIX-5/6 BK - 3035980



4 mm test adapter, for terminal blocks with 5.2 mm and 6.2 mm pitch

---

## Multi-level terminal block - UT 2,5-3L - 3214259

### Accessories

Test adapter - PAI-4-FIX-5/6 GY - 3035982



4 mm test adapter, for terminal blocks with 5.2 mm and 6.2 mm pitch

---

Test adapter - PAI-4-FIX-5/6 VT - 3035979



4 mm test adapter, for terminal blocks with 5.2 mm and 6.2 mm pitch

---

Test adapter - PAI-4-FIX-5/6 BN - 3035981



4 mm test adapter, for terminal blocks with 5.2 mm and 6.2 mm pitch

---

Test adapter - PAI-4-FIX-5/6 WH - 3035983



4 mm test adapter, for terminal blocks with 5.2 mm and 6.2 mm pitch

---