

# Contact insert - HC-A04-I-PT-F - 1585281


Please be informed that the data shown in this PDF Document is generated from our Online Catalog. Please find the complete data in the user's documentation. Our General Terms of Use for Downloads are valid (<http://phoenixcontact.com/download>)



Contact insert, Size: D7, number of positions: 4+PE, Socket, Push-in connection, 230 V, 10 A, 0.14 mm<sup>2</sup> ... 1.5 mm<sup>2</sup>



## Key Commercial Data

Packing unit	1 STK
GTIN	 4 046356 285018
GTIN	4046356285018
Weight per Piece (excluding packing)	20.000 g
Custom tariff number	85369010
Country of origin	China

## Technical data

### General

Note	for housing HC-D7
Connection method	Push-in connection
Degree of pollution	3
Overvoltage category	III
Number of positions	4+PE
Insertion/withdrawal cycles	≥ 500
Size	D7
Contact numbering	1 - 4
Conductor cross section	0.14 mm <sup>2</sup> ... 1.5 mm <sup>2</sup> (with ferrule)
Connection cross section AWG	26 ... 16 (with ferrule)
Stripping length of the individual wire	8 mm

# Contact insert - HC-A04-I-PT-F - 1585281

## Technical data

### General

Assembly instructions	Connectors may be operated only when there is no load/voltage.
-----------------------	--

### Ambient conditions

Ambient temperature (operation)	-40 °C ... 125 °C
---------------------------------	-------------------

### Material data

Contact surface material	Ag
Contact carrier material	PC
Standards/regulations	PC: Fire protection in rail vehicles - requirement sets R22, R23, and R24 acc. to DIN EN 45545-2 (Risk level HL1 - HL3)

### Electrical characteristics

Rated voltage (III/3)	230 V
Rated surge voltage	4 kV
Rated current	10 A

### Standards and Regulations

Flammability rating according to UL 94	V0
--	----

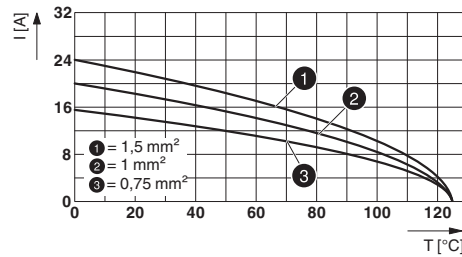
## Drawings

Schematic diagram

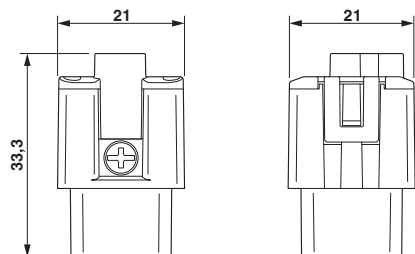


Connector pin assignment connection side: Left pin; right socket

Diagram



Dimensional drawing



Female insert

# Contact insert - HC-A04-I-PT-F - 1585281

## Classifications

### eCl@ss

eCl@ss 4.0	272607xx
eCl@ss 4.1	27260701
eCl@ss 5.0	27143424
eCl@ss 5.1	27143424
eCl@ss 6.0	27143424
eCl@ss 7.0	27440209
eCl@ss 8.0	27440205
eCl@ss 9.0	27440205

### ETIM

ETIM 4.0	EC000438
ETIM 5.0	EC000438
ETIM 6.0	EC000438

### UNSPSC

UNSPSC 6.01	30211923
UNSPSC 7.0901	39121522
UNSPSC 11	39121522
UNSPSC 12.01	39121522
UNSPSC 13.2	39121522

## Approvals

### Approvals

---

Approvals


EAC

---

Ex Approvals

---

### Approval details

EAC		EAC-Zulassung
-----	---	---------------

## Contact insert - HC-A04-I-PT-F - 1585281

### Accessories

#### Accessories

#### Coding element

Coding profile - HC-MOD-K-CP - 1408562



Coding profile for HC-MOD-K... housing

---

### Crimping tool

Crimping pliers - CRIMPFOX CENTRUS 6S - 1213144



Crimping pliers, for uninsulated and insulated ferrules, DIN 46228 Part 1 and 4, from 0.14 mm<sup>2</sup> to 6 mm<sup>2</sup>, also for TWIN ferrules up to 2 x 4 mm<sup>2</sup>, automatic cross section adjustment, lateral insertion, equipped with fall protection