

Header - DMC 1,5/ 9-G1F-3,5-LR P26THR - 1874454

Please be informed that the data shown in this PDF Document is generated from our Online Catalog. Please find the complete data in the user's documentation. Our General Terms of Use for Downloads are valid (<http://phoenixcontact.com/download>)

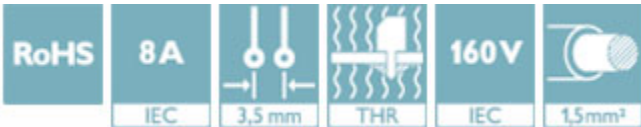
Header, nominal current: 8 A, rated voltage (III/2): 160 V, number of positions: 9, pitch: 3.5 mm, Color: black, Contact surface: Tin, mounting: THR soldering



The figure shows a 10-pos. version with 20 contacts

Why buy this product

- ✓ Designed for integration into the SMT soldering process
- ✓ Screwable flange for superior mechanical stability
- ✓ Automatic locking and intuitive release through Lock and Release operating lever in contrasting color
- ✓ Conductor connection on several levels enables higher contact density
- ✓ Small component size for applications where space is at a premium



Key Commercial Data

Packing unit	1
GTIN	
GTIN	4055626337999
Custom tariff number	85366930

Technical data

Dimensions

Length	11.6 mm
Pitch	3.5 mm
Dimension a	28.00 mm
Constructional height	10.8 mm
Height	13.4 mm
Length of the solder pin	2.6 mm

Header - DMC 1,5/ 9-G1F-3,5-LR P26THR - 1874454

Technical data

Dimensions

Pin dimensions	0,8 x 0,8 mm
Pin spacing	2.50 mm
Hole diameter	1.4 mm

General

Insulating material group	IIIa
Rated voltage (III/3)	160 V
Rated voltage (III/2)	160 V
Nominal current I_N	8 A
Flammability rating according to UL 94	V0
Color	black
Number of positions	9

Standards and Regulations

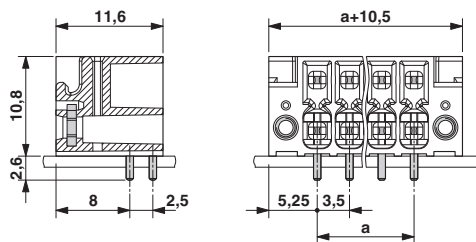
Flammability rating according to UL 94	V0
--	----

Environmental Product Compliance

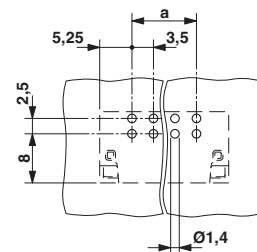
China RoHS	Environmentally friendly use period: unlimited = EFUP-e
	No hazardous substances above threshold values

Drawings

Dimensional drawing

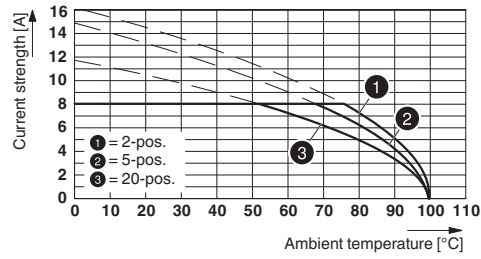


Drilling diagram



Header - DMC 1,5/ 9-G1F-3,5-LR P26THR - 1874454

Diagram



Type: DFMC 1,5/...-ST-3,5-LR with DMC 1,5/...-G1F-3,5-LR P20 THR