

Base strip - EMSTBA 2,5/ 3-G-5,08 - 1880313

Please be informed that the data shown in this PDF Document is generated from our Online Catalog. Please find the complete data in the user's documentation. Our General Terms of Use for Downloads are valid (<http://phoenixcontact.com/download>)

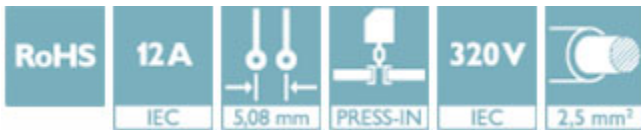
Header, Nominal current: 12 A, Rated voltage (III/2): 320 V, Number of positions: 3, Pitch: 5.08 mm, Color: green, Contact surface: Tin, Mounting: Press-in technology




The figure shows a 10-position version of the product

Why buy this product

- ✓ Processing according to EN 60352-5
- ✓ Long-term stable press-in connection ensures high holding force without thermal load
- ✓ Maximum flexibility when it comes to device design – one header for connectors with different connection technologies
- ✓ Closed contour for optimum stability of the plug-in connection



Key Commercial Data

Packing unit	1 STK
Minimum order quantity	50 STK
GTIN	 4 017918 185176
GTIN	4017918185176
Weight per Piece (excluding packing)	1.870 g
Custom tariff number	85366930
Country of origin	Germany

Technical data

Dimensions

Length	12 mm
Pitch	5.08 mm
Dimension a	10.16 mm
Width	17.24 mm

Base strip - EMSTBA 2,5/ 3-G-5,08 - 1880313

Technical data

Dimensions

Constructional height	9 mm
Length of the solder pin	4.2 mm
Pin dimensions	1,7 mm
Hole diameter	1.75 mm

General

Range of articles	EMSTBA 2,5/...-G
Insulating material group	IIIa
Rated surge voltage (III/3)	4 kV
Rated surge voltage (III/2)	4 kV
Rated surge voltage (II/2)	4 kV
Rated voltage (III/3)	250 V 250 V
Rated voltage (III/2)	320 V
Rated voltage (II/2)	400 V
Connection in acc. with standard	EN-VDE
Nominal current I_N	12 A
Maximum load current	12 A
Insulating material	PBT
Flammability rating according to UL 94	V0
Color	green
Number of positions	3

Standards and Regulations

Connection in acc. with standard	EN-VDE
	CUL
Flammability rating according to UL 94	V0

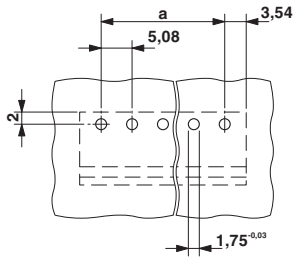
Environmental Product Compliance

China RoHS	Environmentally friendly use period: unlimited = EFUP-e
	No hazardous substances above threshold values

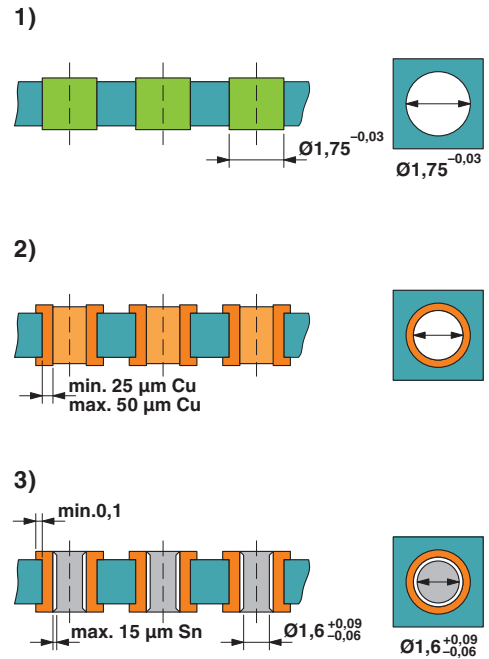
Drawings

Base strip - EMSTBA 2,5/ 3-G-5,08 - 1880313

Drilling diagram

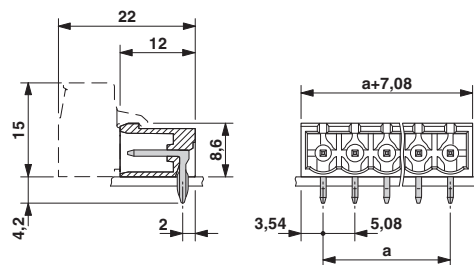


Drilling diagram



Drill hole layout in FR4 or EP-GC basic material

Dimensional drawing



Approvals

Approvals

Approvals


VDE Gutachten mit Fertigungsüberwachung / IECCE CB Scheme / cULus Recognized / EAC


Ex Approvals


Base strip - EMSTBA 2,5/ 3-G-5,08 - 1880313


Approvals

Approval details

VDE Gutachten mit Fertigungsüberwachung		http://www.vde.com/en/Institute/OnlineService/ VDE-approved-products/Pages/Online-Search.aspx	40004701
Nominal current IN	12 A		
Nominal voltage UN	250 V		

IECEE CB Scheme		http://www.iecee.org/	DE1-56062-B1B2
Nominal current IN	12 A		
Nominal voltage UN	250 V		

cULus Recognized		http://database.ul.com/cgi-bin/XYV/template/LISEXT/1FRAME/index.htm	E60425-19931011
	B	D	
Nominal current IN	15 A	10 A	
Nominal voltage UN	300 V	300 V	

EAC		B.01742
-----	---	---------