


## PCB terminal block - SPT 1,5/ 3-V-3,5 - 1990863

Please be informed that the data shown in this PDF Document is generated from our Online Catalog. Please find the complete data in the user's documentation. Our General Terms of Use for Downloads are valid (<http://phoenixcontact.com/download>)

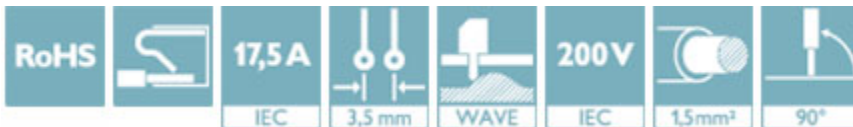


PCB terminal block, Nominal current: 17.5 A, Nom. voltage: 200 V, Pitch: 3.5 mm, Number of positions: 3, Connection method: Push-in spring connection, Mounting: Wave soldering, Conductor/PCB connection direction: 90 °, Color: green

The figure shows a 10-position version of the product

### Why buy this product

- ✓ Time saving push-in connection, tools not required
- ✓ Defined contact force ensures that contact remains stable over the long term
- ✓ Clamping space opened by means of fixed screwdriver enables convenient conductor connection
- ✓ Operation and conductor connection from one direction enable integration into front of device
- ✓ Two solder pins reduce the mechanical strain on the soldering spots



### Key Commercial Data

Packing unit	1 STK
Minimum order quantity	100 STK
GTIN	 4 046356 104494
GTIN	4046356104494
Weight per Piece (excluding packing)	3.080 g
Custom tariff number	85369010
Country of origin	Poland

### Technical data

#### Dimensions

Length	13.5 mm
Pitch	3.5 mm
Dimension a	7.00 mm

# PCB terminal block - SPT 1,5/ 3-V-3,5 - 1990863

## Technical data

### Dimensions

Width	11.90 mm
Constructional height	14.4 mm
Height	16.9 mm
Solder pin [P]	2.5 mm
Pin dimensions	0,8 x 0,8 mm
Pin spacing	3.50 mm
Hole diameter	1.1 mm

### General

Range of articles	SPT 1,5/..-V
Insulating material group	I
Rated surge voltage (III/3)	2.5 kV
Rated surge voltage (III/2)	2.5 kV
Rated surge voltage (II/2)	2.5 kV
Rated voltage (III/3)	160 V
Rated voltage (III/2)	200 V
Rated voltage (II/2)	400 V
Connection in acc. with standard	EN-VDE
Nominal current $I_N$	17.5 A
Nominal cross section	1.5 mm <sup>2</sup>
Maximum load current	17.5 A
Insulating material	PA
Solder pin surface	Sn
Flammability rating according to UL 94	V0
Stripping length	10 mm
Number of positions	3

### Connection data

Conductor cross section solid min.	0.2 mm <sup>2</sup>
Conductor cross section solid max.	1.5 mm <sup>2</sup>
Conductor cross section flexible min.	0.2 mm <sup>2</sup>
Conductor cross section flexible max.	1.5 mm <sup>2</sup>
Conductor cross section flexible, with ferrule without plastic sleeve min.	0.25 mm <sup>2</sup> Stripping length 8 mm
Conductor cross section flexible, with ferrule without plastic sleeve max.	1.5 mm <sup>2</sup> Stripping length 8 mm
Conductor cross section flexible, with ferrule with plastic sleeve min.	0.25 mm <sup>2</sup> Stripping length 8 mm
Conductor cross section flexible, with ferrule with plastic sleeve max.	0.75 mm <sup>2</sup> Stripping length 8 mm
Conductor cross section AWG min.	24
Conductor cross section AWG max.	16

# PCB terminal block - SPT 1,5/ 3-V-3,5 - 1990863

## Technical data

### Standards and Regulations

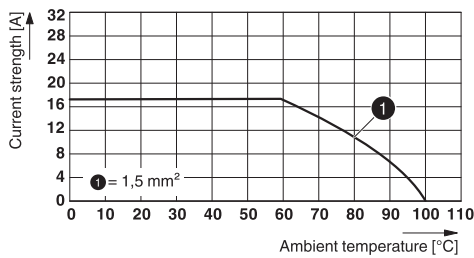
Connection in acc. with standard	EN-VDE
	CUL
Flammability rating according to UL 94	V0

### Environmental Product Compliance

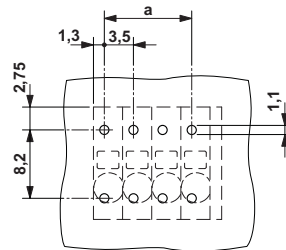
China RoHS	Environmentally friendly use period: unlimited = EFUP-e
	No hazardous substances above threshold values

## Drawings

Diagram

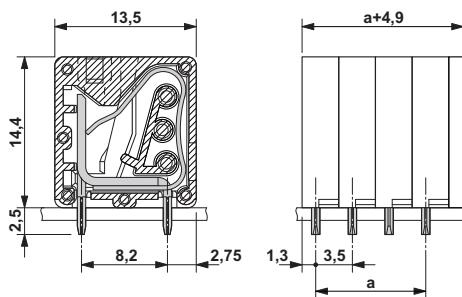


Drilling diagram



Type: SPT 1,5/ 5-V-3,5  
 Tested according to DIN EN 60512-5-2:2003-01  
 Reduction factor = 1  
 Number of positions: 5

Dimensional drawing



## Approvals

Approvals

Approvals


UL Recognized / cUL Recognized / CCA / IECCEB Scheme / SEV / EAC / cULus Recognized


# PCB terminal block - SPT 1,5/ 3-V-3,5 - 1990863

## Approvals


Ex Approvals

### Approval details

UL Recognized		<a href="http://database.ul.com/cgi-bin/XYV/template/LISEXT/1FRAME/index.htm">http://database.ul.com/cgi-bin/XYV/template/LISEXT/1FRAME/index.htm</a>	FILE E 60425
	B	D	
mm <sup>2</sup> /AWG/kcmil	24-16	24-16	
Nominal current IN	10 A	10 A	
Nominal voltage UN	300 V	300 V	


cUL Recognized		<a href="http://database.ul.com/cgi-bin/XYV/template/LISEXT/1FRAME/index.htm">http://database.ul.com/cgi-bin/XYV/template/LISEXT/1FRAME/index.htm</a>	FILE E 60425
	B	D	
mm <sup>2</sup> /AWG/kcmil	24-16	24-16	
Nominal current IN	10 A	10 A	
Nominal voltage UN	300 V	300 V	


CCA	IK-2956		
mm <sup>2</sup> /AWG/kcmil	1.5		
Nominal current IN	17.5 A		
Nominal voltage UN	130 V		


IECEE CB Scheme		<a href="http://www.iecee.org/">http://www.iecee.org/</a>	CH-7429
mm <sup>2</sup> /AWG/kcmil	1.5		
Nominal current IN	17.5 A		
Nominal voltage UN	130 V		

## PCB terminal block - SPT 1,5/ 3-V-3,5 - 1990863

### Approvals

SEV		<a href="https://www.electrosuisse.ch/en/meta/shop/product-certificates.html">https://www.electrosuisse.ch/en/meta/shop/product-certificates.html</a>	IK-3150
mm <sup>2</sup> /AWG/kcmil		1.5	
Nominal current I <sub>N</sub>		17.5 A	
Nominal voltage U <sub>N</sub>		130 V	

EAC		B.01742
-----	---	---------

cULus Recognized		<a href="http://database.ul.com/cgi-bin/XYV/template/LISEXT/1FRAME/index.htm">http://database.ul.com/cgi-bin/XYV/template/LISEXT/1FRAME/index.htm</a>
------------------	---	---