

Network cable - NBC-MSX/ 5,0-94F/R4AC SCO - 1407473

Please be informed that the data shown in this PDF Document is generated from our Online Catalog. Please find the complete data in the user's documentation. Our General Terms of Use for Downloads are valid (<http://phoenixcontact.com/download>)



Network cable, Ethernet CAT6_A (10 Gbps), 8-position, PUR, water blue RAL 5021, shielded, Plug straight M12 SPEEDCON / IP67, Coding: X, on Plug straight RJ45 / IP20, Cable length: 5 m



Key Commercial Data

Packing unit	1 STK
GTIN	 4 046356 776714
GTIN	4046356776714
Weight per Piece (excluding packing)	260.000 g
Custom tariff number	85444290
Country of origin	Poland

Technical data

Dimensions

Length of cable	5 m
-----------------	-----

Ambient conditions

Degree of protection	IP65 (M12 connector)
	IP67 (M12 connector)
	IP20 (RJ45 connector)
Ambient temperature (operation)	-25 °C ... 90 °C (M12 connector)

General data

Rated current at 40°C	0.5 A
Rated voltage	48 V

Network cable - NBC-MSX/ 5,0-94F/R4AC SCO - 1407473

Technical data

General data

Number of positions	8
Signal type/category	Ethernet CAT6 _A , 10 Gbps
Standards/regulations	M12 connector IEC 61076-2-109

Characteristics head 1

Head type	Plug straight M12 SPEEDCON / IP67
No. of positions (pin connector pattern)	8
Coding	X (Data)
Color	black
Material (component)	CuZn (Contact)
	Ni/Au (Contact surface)
	PP (Contact carriers)
	TPU, hardly inflammable, self-extinguishing (Grip)
	Zinc die-cast, nickel-plated (Screw connection)
Insulation resistance	≥ 100 MΩ
Insertion/withdrawal cycles	≥ 100
Torque	0.4 Nm
Ambient temperature (operation)	-25 °C ... 90 °C

Characteristics head 2

Head type	Plug straight RJ45 / IP20
No. of positions (pin connector pattern)	8 (8)
Color	gray
Material (component)	CuSn (Contact)
	Ni/Au (Contact surface)
	PC (Contact carriers)
	PA (Housing)
Insertion/withdrawal cycles	≥ 750
Ambient temperature (operation)	-25 °C ... 60 °C

Standards and Regulations

Standard designation	M12 connector
Standards/regulations	IEC 61076-2-109

Cable

Cable type	Ethernet 10 Gbit
Cable type (abbreviation)	94F
UL AWM style	20963 (80°C/30 V)
Signal type/category	Ethernet CAT6 _A , 10 Gbps

Network cable - NBC-MSX/ 5,0-94F/R4AC SCO - 1407473

Technical data

Cable

Cable structure	4x2xAWG26/7; S/FTP
Conductor cross section	4x 2x 0.14 mm ²
AWG signal line	26
Conductor structure signal line	7x 0.16 mm
Core diameter including insulation	1.04 mm
Wire colors	white/blue-blue, white/orange-orange, white/green-green, white/brown-brown
Twisted pairs	2 cores to the pair
Type of pair shielding	Aluminum-lined foil
Overall twist	4 pairs for core
Shielding	Tinned copper braided shield
Optical shield covering	70 %
External sheath, color	water blue RAL 5021
Outer sheath thickness	0.65 mm
External cable diameter D	6.4 mm ±0.2 mm
Minimum bending radius, fixed installation	4 x D
Minimum bending radius, flexible installation	8 x D
Tensile strength short-term/long-term	≤ 100 N
Cable weight	42 kg/km
Outer sheath, material	PUR
Material conductor insulation	Foamed PE
Conductor material	Bare Cu litz wires
Insulation resistance	≥ 500 MΩ*km
Loop resistance	≤ 290 Ω (per km)
Wave impedance	100 Ω ±5 Ω (at 100 MHz)
Signal runtime	5.13 ns/m
Shield attenuation	≥ 80 dB (at 30 ... 100 MHz)
Nominal voltage, cable	≤ 100 V
Test voltage Core/Core	700 V (50 Hz, 1 min.)
Test voltage Core/Shield	700 V (50 Hz, 1 min.)
Flame resistance	according to IEC 60332-1-2
Halogen-free	According to IEC 60754-1
Resistance to oil	in accordance with DIN EN 60811-2-1
Ambient temperature (operation)	-40 °C ... 80 °C (cable, fixed installation)
	-20 °C ... 80 °C (cable, flexible installation)
Ambient temperature (installation)	-20 °C ... 80 °C
Ambient temperature (storage/transport)	-20 °C ... 80 °C

Network cable - NBC-MSX/ 5,0-94F/R4AC SCO - 1407473

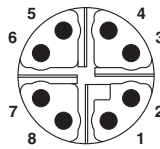
Technical data

Environmental Product Compliance

China RoHS	Environmentally Friendly Use Period = 50
	For details about hazardous substances go to tab "Downloads", Category "Manufacturer's declaration"

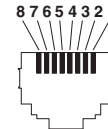
Drawings

Schematic diagram



Pin assignment of M12 plug, 8-pos., X-coded, pin side view

Schematic diagram



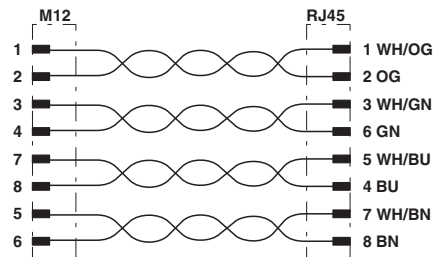
Connector pin assignment plug RJ45

Cable cross section



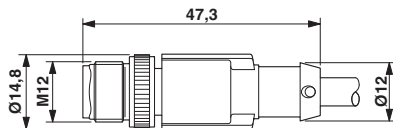
Ethernet 10 Gbit [94F]

Circuit diagram



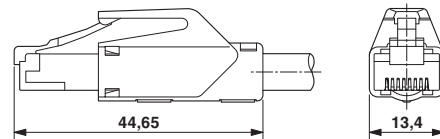
Contact assignment of the M12 and RJ45 plug

Dimensional drawing



Plug, M12 x 1, straight, shielded

Dimensional drawing



RJ45 connector, IP20

