

Contact insert - HC-Q07-I-CT-F - 1418623


Please be informed that the data shown in this PDF Document is generated from our Online Catalog. Please find the complete data in the user's documentation. Our General Terms of Use for Downloads are valid
(<http://phoenixcontact.com/download>)



Contact insert, Size: D7, Number of positions: 7+PE, Type of contact: Socket, Connection technology: Crimp connection, Rated voltage: 400 V, Rated current: 10 A, Connection cross section: 0.14 mm² ... 2.5 mm²

RoHS

Key Commercial Data

Packing unit	1 STK
GTIN	 4 055626 249360
GTIN	4055626249360
Weight per Piece (excluding packing)	20.000 g
Custom tariff number	85389099
Country of origin	China

Technical data

General

Note	For HC-D7 housing, crimp contacts CK1,6-ED (crimp contacts not included in scope of supply)
Connection method	Crimp connection
	PE connection
Degree of pollution	3
Overvoltage category	III
Constructional and testing regulations	DIN VDE 0627/86
	DIN VDE 0110/02.79
	DIN VDE 0110-1/04.97
	IEC 60664-1, DIN IEC 60512
	IEC 60352

Contact insert - HC-Q07-I-CT-F - 1418623

Technical data

General

Number of positions	7+PE
Insertion/withdrawal cycles	≥ 500
Size	D7
Connection in acc. with standard	IEC / EN
Conductor cross section	0.14 mm ² ... 2.5 mm ²
Connection cross section AWG	26 ... 14
Stripping length of the individual wire	8 mm
	6 mm (2.5 mm ²)
Assembly instructions	Connectors may be operated only when there is no load/voltage.
Connection	Four different coding options to prevent mismatching.
	Contact insert including IP67 sealing screw.

Ambient conditions

Ambient temperature (operation)	-40 °C ... 125 °C (including heating up of contacts)
---------------------------------	--

Material data

Flammability rating according to UL 94	V0
Contact material	Copper alloy
Contact surface material	Ag (alternatively Au)
Contact carrier material	PC

Electrical characteristics

Rated voltage (III/3)	400 V
Rated surge voltage	6 kV
Rated current	10 A

Standards and Regulations

Connection in acc. with standard	IEC / EN
Constructional and testing regulations	DIN VDE 0627/86
	DIN VDE 0110/02.79
	DIN VDE 0110-1/04.97
	IEC 60664-1, DIN IEC 60512
	IEC 60352
Flammability rating according to UL 94	V0

Approvals

Approvals

Contact insert - HC-Q07-I-CT-F - 1418623

Approvals


Approvals


GL / CSA / UL Recognized

Ex Approvals

Approval details

GL		http://exchange.dnv.com/tari/	6196614 HH
----	---	---	------------

CSA		http://www.csagroup.org/services/testing-and-certification/certified-product-listing/	13631
mm²/AWG/kcmil		14	
Nominal current I _N		13.5 A	
Nominal voltage U _N		600 V	

UL Recognized		http://database.ul.com/cgi-bin/XYV/template/LISEXT/1FRAME/index.htm	E118976
mm²/AWG/kcmil		14	
Nominal current I _N		17.5 A	
Nominal voltage U _N		600 V	