

High Current Connectors - UHV 95-M12/M12 - 2130224

Please be informed that the data shown in this PDF Document is generated from our Online Catalog. Please find the complete data in the user's documentation. Our General Terms of Use for Downloads are valid (<http://phoenixcontact.com/download>)



Universal terminal block with bolt connection, cross section: 35 ... 95 mm², AWG: 2 ... 4/0, width: 40 mm, color: gray


The illustration shows a combination of versions UHV 95-AS/AS, UHV 95-KH/AS and UHV 95-KH/KH

Why buy this product

- ✓ Versions are available with a cable lug or direct connection and there is a mixed version of both connection methods
- ✓ The UHV ... high-current connectors are available in several versions
- ✓ The comprehensive range of accessories, such as the connection rail for cross connection, ensures safe and user-friendly wiring of conductors up to 240 mm²

RoHS

Key Commercial Data

Packing unit	1 STK
GTIN	 4 017918 053000
GTIN	4017918053000
Weight per Piece (excluding packing)	263.100 g
Custom tariff number	85369010
Country of origin	India

Technical data

General

Number of levels	1
Number of connections	2
Potentials	1
Color	gray

High Current Connectors - UHV 95-M12/M12 - 2130224

Technical data

General

Insulating material	PA-F
Flammability rating according to UL 94	HB
Rated surge voltage	8 kV
Degree of pollution	3
Overvoltage category	III
Insulating material group	II
Maximum load current	232 A (with 95 mm ² conductor cross section)
Nominal current I _N	232 A
Nominal voltage U _N	1000 V
Open side panel	No

Dimensions

Width	40 mm
Length	110 mm
Height NS 35/15	56 mm

Connection data

Connection method	Bolt connection
Connection in acc. with standard	IEC 60947-7-1
Conductor cross section flexible min.	35 mm ²
Conductor cross section flexible max.	95 mm ²
Min. AWG conductor cross section, flexible	2
Max. AWG conductor cross section, flexible	3/0
Conductor cross section flexible, with ferrule without plastic sleeve min.	35 mm ²
Conductor cross section flexible, with ferrule without plastic sleeve max.	95 mm ²
Conductor cross section flexible, with ferrule with plastic sleeve min.	35 mm ²
Conductor cross section flexible, with ferrule with plastic sleeve max.	95 mm ²
2 conductors with same cross section, solid min.	25 mm ²
2 conductors with same cross section, solid max.	35 mm ²
2 conductors with same cross section, stranded min.	25 mm ²
2 conductors with same cross section, stranded max.	35 mm ²
2 conductors with same cross section, stranded, ferrules without plastic sleeve, min.	16 mm ²
2 conductors with same cross section, stranded, ferrules without plastic sleeve, max.	35 mm ²
Cable lug connection according to standard	DIN 46234
Min. cross section for cable lug connection	10 mm ²
Max. cross section for cable lug connection	95 mm ²
Hole diameter, min.	13 mm

High Current Connectors - UHV 95-M12/M12 - 2130224

Technical data

Connection data

Bolt diameter	12 mm
Screw thread	M12
Tightening torque, min	25 Nm
Tightening torque max	30 Nm
Cable lug connection according to standard	DIN 46235
Min. cross section for cable lug connection	25 mm²
Max. cross section for cable lug connection	95 mm²
Hole diameter, min.	13 mm
Bolt diameter	12 mm
Screw thread	M12
Tightening torque, min	25 Nm
Tightening torque max	30 Nm
Stripping length	29 mm
Tightening torque, min	15 Nm
Tightening torque max	20 Nm
Power rail	30 mm x 5 mm

Standards and Regulations

Connection in acc. with standard	CSA
	IEC 60947-7-1
Flammability rating according to UL 94	HB

Environmental Product Compliance

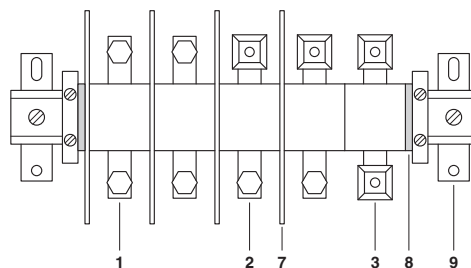
China RoHS	Environmentally friendly use period: unlimited = EFUP-e
	No hazardous substances above threshold values

Drawings

Circuit diagram



Schematic diagram



1 = high current connector, AS screw set on both sides

2 = high current connector, terminal sleeve KH on one side, screw set AS on the other side

High Current Connectors - UHV 95-M12/M12 - 2130224

3 = high current connector, terminal sleeves KH on both sides, for direct cable connection

7 = separating plate

8 = end piece

9 = flat bracket

Classifications

eCl@ss

eCl@ss 4.0	27141120
eCl@ss 4.1	27141120
eCl@ss 5.0	27141120
eCl@ss 5.1	27141120
eCl@ss 6.0	27141120
eCl@ss 7.0	27141120
eCl@ss 8.0	27141120
eCl@ss 9.0	27141120

ETIM

ETIM 2.0	EC000897
ETIM 3.0	EC000897
ETIM 4.0	EC000897
ETIM 5.0	EC000897
ETIM 6.0	EC000897

UNSPSC

UNSPSC 6.01	30211811
UNSPSC 7.0901	39121410
UNSPSC 11	39121410
UNSPSC 12.01	39121410
UNSPSC 13.2	39121410

Approvals

Approvals

Approvals

CSA / UL Recognized / EAC / DNV GL


Ex Approvals


Approval details

High Current Connectors - UHV 95-M12/M12 - 2130224

Approvals

CSA		http://www.csagroup.org/services/testing-and-certification/certified-product-listing/	13631
	B	C	
mm²/AWG/kcmil	2-4/0	2-4/0	
Nominal current I _N	200 A	200 A	
Nominal voltage U _N	600 V	600 V	

UL Recognized		http://database.ul.com/cgi-bin/XYV/template/LISEXT/1FRAME/index.htm	FILE E 60425
	B	C	
mm²/AWG/kcmil	2-4/0	2-4/0	
Nominal current I _N	230 A	230 A	
Nominal voltage U _N	600 V	600 V	

EAC		EAC-Zulassung
-----	---	---------------

DNV GL	http://exchange.dnv.com/tari/	TAE00001CT
--------	---	------------

Accessories

Accessories

Bridge

Connection rail - UHV 95-VS 2 - 2130635



Connection rail, Number of positions: 2, Color: silver

High Current Connectors - UHV 95-M12/M12 - 2130224

Accessories

Connection rail - UHV 95-VS 3 - 2130648



Connection rail, Number of positions: 3, Color: silver

Connector

Ring cable lug - C-RC 10/M12 DIN - 3240093



Ring cable lug, non-insulated, 10 mm², M12

Ring cable lug - C-RC 16/M12 DIN - 3240098



Ring cable lug, non-insulated, 16 mm², M12

Ring cable lug - C-RC 25/M12 DIN - 3240103



Ring cable lug, non-insulated, 25 mm², M12

Ring cable lug - C-RC 35/M12 DIN - 3240108



Ring cable lug, non-insulated, 35 mm², M12

High Current Connectors - UHV 95-M12/M12 - 2130224

Accessories

Ring cable lug - C-RC 50/M12 DIN - 3240113



Ring cable lug, non-insulated, 50 mm², M12

Ring cable lug - C-RC 95/M12 DIN - 3240122



Ring cable lug, non-insulated, 95 mm², M12

Cover

Covering hood - UHV 95-AH - 2130457



Covering hood, Width: 36.8 mm, Height: 65.5 mm, Color: gray

DIN rail

DIN rail perforated - NS 32 PERF 2000MM - 1201002



G-profile DIN rail, material: Steel, perforated, height 15 mm, width 32 mm, length 2 m

DIN rail, unperforated - NS 32 UNPERF 2000MM - 1201015



G-profile DIN rail, material: Steel, unperforated, height 15 mm, width 32 mm, length 2 m

High Current Connectors - UHV 95-M12/M12 - 2130224

Accessories

End block

End clamp - E/AL-NS 32 - 1201659



End clamp, for end support of UKH 50 - UKH 240, is pushed onto DIN rail NS 32 and fixed with 2 screws, width: 10 mm, color: Aluminum

End clamp - E/AL-NS 35 - 1201662



End clamp, for end support of UKH 50 to UKH 240, is pushed onto DIN rail NS 35 and fixed with 2 screws, width: 10 mm, color: aluminum

Labeled terminal marker

Zack marker strip - ZB 10 CUS - 0824941



Zack marker strip, can be ordered: Strip, white, labeled according to customer specifications, Mounting type: Snap into tall marker groove, for terminal block width: 10.2 mm, Lettering field: 10.15 x 10.5 mm

Zack marker strip - ZB10,LGS:FORTL.ZAHLEN - 1053014



Zack marker strip, Strip, white, labeled, can be labeled with: CMS-P1-PLOTTER, Printed horizontally: Consecutive numbers 1 - 10, 11 - 20, etc. up to 991 - 1000, Mounting type: Snap into tall marker groove, for terminal block width: 10.2 mm, Lettering field: 10.15 x 10.5 mm

High Current Connectors - UHV 95-M12/M12 - 2130224

Accessories

Zack marker strip - ZB10,QR:FORTL.ZAHLEN - 1053027



Zack marker strip, Strip, white, labeled, can be labeled with: CMS-P1-PLOTTER, Printed vertically: Consecutive numbers 1 - 10, 11 - 20, etc. up to 991 - 1000, Mounting type: Snap into tall marker groove, for terminal block width: 10.2 mm, Lettering field: 10.15 x 10.5 mm

Zack marker strip - ZB10,LGS:GLEICHE ZAHLEN - 1053030



Zack marker strip, Strip, white, labeled, can be labeled with: CMS-P1-PLOTTER, Printed horizontally: Identical numbers 1 or 2, etc. up to 100, Mounting type: Snap into tall marker groove, for terminal block width: 10.2 mm, Lettering field: 10.15 x 10.5 mm

Marker for terminal blocks - ZB10,LGS:L1-N,PE - 1053412



Marker for terminal blocks, Strip, white, labeled, can be labeled with: CMS-P1-PLOTTER, Horizontal: L1, L2, L3, N, PE, L1, L2, L3, N, PE, Mounting type: Snap into tall marker groove, for terminal block width: 10.2 mm, Lettering field: 10.15 x 10.5 mm

Marker for terminal blocks - ZB10,LGS:U-N - 1053438



Marker for terminal blocks, Strip, white, labeled, can be labeled with: CMS-P1-PLOTTER, Horizontal: U, V, W, N, GND, U, V, W, N, GND, Mounting type: Snap into tall marker groove, for terminal block width: 10.2 mm, Lettering field: 10.15 x 10.5 mm

Marker for terminal blocks - UC-TM 10 CUS - 0824605



Marker for terminal blocks, can be ordered: by sheet, white, labeled according to customer specifications, Mounting type: Snap into tall marker groove, for terminal block width: 10.2 mm, Lettering field: 9.6 x 10.5 mm

High Current Connectors - UHV 95-M12/M12 - 2130224

Accessories

Marker for terminal blocks - UCT-TM 10 CUS - 0829623



Marker for terminal blocks, can be ordered: by sheet, white, labeled according to customer specifications, Mounting type: Snap into tall marker groove, for terminal block width: 10.2 mm, Lettering field: 8.9 x 9.6 mm

Mounting material

Insertion profile - UKH 95 EP - 3009231



Insertion profile, Color: silver

Partition plate

Separating plate - UHV -TP2 - 2130415



Separating plate, Width: 2 mm, Height: 67.5 mm, Color: gray

Socket spanner

Tool - VDE-ISS 6 - 1201934



Allen wrench, fully insulated, safety tool in accordance with EN 60900, length: 150 mm, handle width: 110 mm, for all terminal blocks with 8 mm Allen screw

Terminal marking

High Current Connectors - UHV 95-M12/M12 - 2130224

Accessories

Marker card - SBS10:UNBEDRUCKT - 1007248



Marker card, Card, white, unlabeled, can be labeled with: CMS-P1-PLOTTER, Perforated, Mounting type: Snap into tall marker groove, Snap into flat marker groove, for terminal block width: 10 mm, Lettering field: 6 x 10.1 mm

Zack marker strip - ZB 10:UNBEDRUCKT - 1053001



Zack marker strip, Strip, white, unlabeled, can be labeled with: CMS-P1-PLOTTER, PLOTMARK, Mounting type: Snap into tall marker groove, for terminal block width: 10.2 mm, Lettering field: 10.5 x 10.15 mm

Marker for terminal blocks - UC-TM 10 - 0818069



Marker for terminal blocks, Sheet, white, unlabeled, can be labeled with: BLUEMARK CLED, BLUEMARK LED, CMS-P1-PLOTTER, PLOTMARK, Mounting type: Snap into tall marker groove, for terminal block width: 10.2 mm, Lettering field: 9.6 x 10.5 mm

Marker for terminal blocks - UCT-TM 10 - 0829142



Marker for terminal blocks, Sheet, white, unlabeled, can be labeled with: THERMOMARK PRIME, THERMOMARK CARD, BLUEMARK CLED, BLUEMARK LED, TOPMARK LASER, Mounting type: Snap into tall marker groove, for terminal block width: 10.2 mm, Lettering field: 8.9 x 9.6 mm

Necessary add-on products

Flange cover - UHV -E - 2130428



Flange cover, Length: 43.3 mm, Width: 5.2 mm, Color: gray

