

## Fuse modular terminal block - USED 27 N - 3048373

Please be informed that the data shown in this PDF Document is generated from our Online Catalog. Please find the complete data in the user's documentation. Our General Terms of Use for Downloads are valid (<http://phoenixcontact.com/download>)




Fuse terminal blocks for DIAZED fuse inserts

### Why buy this product

- ✓ The major advantage of the DIAZED® system is its dielectric strength of up to 500 V
- ✓ Conductor cross sections of up to 35 mm<sup>2</sup> can be connected with the user-friendly spring-cage connection
- ✓ Original DIAZED®-E 27 threads are used in closed housing
- ✓ This fuse terminal block accommodates DIAZED® fuses

RoHS

### Key Commercial Data

Packing unit	1 STK
Minimum order quantity	5 STK
GTIN	 4 017918 976286
GTIN	4017918976286
Weight per Piece (excluding packing)	185.500 g
Custom tariff number	85363030
Country of origin	Germany

### Technical data

#### General

Number of levels	1
Number of connections	2
Nominal cross section	35 mm <sup>2</sup>
Color	light gray
Insulating material	Duroplast

## Fuse modular terminal block - USED 27 N - 3048373

### Technical data

#### General

Flammability rating according to UL 94	V0
Fuse	D II / E 27
Fuse type	Screw cartridge
Rated surge voltage	6 kV
Degree of pollution	3
Overvoltage category	III
Insulating material group	IIIb
Maximum load current	25 A (with 35 mm <sup>2</sup> conductor cross section)
Nominal current I <sub>N</sub>	25 A (the current is determined by the fuse used)
Nominal voltage U <sub>N</sub>	500 V (the voltage is determined by the fuse used)
Open side panel	No
Shock protection test specification	DIN EN 50274 (VDE 0660-514):2002-11
Back of the hand protection	guaranteed
Finger protection	guaranteed
Temperature index of insulation material (DIN EN 60216-1 (VDE 0304-21))	165 °C

#### Dimensions

Width	40 mm
Length	80 mm
Height NS 35/7,5	62.5 mm
Height NS 35/15	70 mm

#### Connection data

Conductor cross section solid min.	1.5 mm <sup>2</sup>
Conductor cross section solid max.	35 mm <sup>2</sup>
Conductor cross section flexible min.	1.5 mm <sup>2</sup>
Conductor cross section flexible max.	35 mm <sup>2</sup>
Conductor cross section AWG min.	16
Conductor cross section AWG max.	2
Conductor cross section flexible, with ferrule without plastic sleeve min.	1.5 mm <sup>2</sup>
Conductor cross section flexible, with ferrule without plastic sleeve max.	25 mm <sup>2</sup>
Conductor cross section flexible, with ferrule with plastic sleeve min.	1.5 mm <sup>2</sup>
Conductor cross section flexible, with ferrule with plastic sleeve max.	25 mm <sup>2</sup>
Cross section with insertion bridge, solid max.	25 mm <sup>2</sup>
Cross section with insertion bridge, stranded max.	25 mm <sup>2</sup>
2 conductors with same cross section, solid min.	1.5 mm <sup>2</sup>
2 conductors with same cross section, solid max.	10 mm <sup>2</sup>
2 conductors with same cross section, stranded min.	1.5 mm <sup>2</sup>

## Fuse modular terminal block - USED 27 N - 3048373

### Technical data

#### Connection data

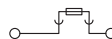
2 conductors with same cross section, stranded max.	10 mm <sup>2</sup>
2 conductors with same cross section, stranded, ferrules without plastic sleeve, min.	1.5 mm <sup>2</sup>
2 conductors with same cross section, stranded, ferrules without plastic sleeve, max.	10 mm <sup>2</sup>
2 conductors with same cross section, stranded, TWIN ferrules with plastic sleeve, min.	1.5 mm <sup>2</sup>
2 conductors with same cross section, stranded, TWIN ferrules with plastic sleeve, max.	10 mm <sup>2</sup>
Cross section with insertion bridge, solid max.	25 mm <sup>2</sup>
Cross section with insertion bridge, stranded max.	25 mm <sup>2</sup>
Connection method	Screw connection
Stripping length	19 mm
Internal cylindrical gage	B8
Screw thread	M6
Tightening torque, min	3.5 Nm
Tightening torque max	4 Nm

#### Standards and Regulations

Flammability rating according to UL 94	V0
--	----

### Drawings

#### Circuit diagram



### Classifications

#### eCl@ss

eCl@ss 4.0	27141116
eCl@ss 4.1	27141116
eCl@ss 5.0	27141116
eCl@ss 5.1	27141116
eCl@ss 6.0	27141116
eCl@ss 7.0	27141116
eCl@ss 8.0	27141116
eCl@ss 9.0	27141116

# Fuse modular terminal block - USED 27 N - 3048373

## Classifications

### ETIM

ETIM 2.0	EC000899
ETIM 3.0	EC000899
ETIM 4.0	EC000899
ETIM 5.0	EC000899
ETIM 6.0	EC000899

### UNSPSC

UNSPSC 6.01	30211812
UNSPSC 7.0901	39121411
UNSPSC 11	39121411
UNSPSC 12.01	39121411
UNSPSC 13.2	39121410

## Approvals

### Approvals

Approvals


GL / RS / EAC

Ex Approvals

### Approval details

GL		<a href="http://exchange.dnv.com/tari/">http://exchange.dnv.com/tari/</a>	2087404 HH
----	---	---	------------

RS		<a href="http://www.rs-head.spb.ru/en/index.php">http://www.rs-head.spb.ru/en/index.php</a>	11.04057.250
----	---	---	--------------

EAC			EAC-Zulassung
-----	---	--	---------------

## Fuse modular terminal block - USED 27 N - 3048373

### Accessories

#### Accessories

#### DIN rail

DIN rail perforated - NS 35/ 7,5 PERF 2000MM - 0801733



DIN rail, material: steel galvanized and passivated with a thick layer, perforated, height 7.5 mm, width 35 mm, length: 2000 mm

---

DIN rail, unperforated - NS 35/ 7,5 UNPERF 2000MM - 0801681



DIN rail, material: Steel, unperforated, height 7.5 mm, width 35 mm, length: 2 m

---

DIN rail perforated - NS 35/ 7,5 WH PERF 2000MM - 1204119



DIN rail 35 mm (NS 35)

---

DIN rail - NS 35/ 7,5 WH UNPERF 2000MM - 1204122



DIN rail 35 mm (NS 35)

---

DIN rail, unperforated - NS 35/ 7,5 AL UNPERF 2000MM - 0801704



DIN rail, unperforated, Width: 35 mm, Height: 7.5 mm, Length: 2000 mm, Color: silver

## Fuse modular terminal block - USED 27 N - 3048373

### Accessories

---

DIN rail perforated - NS 35/ 7,5 ZN PERF 2000MM - 1206421



DIN rail, material: Galvanized, perforated, height 7.5 mm, width 35 mm, length: 2 m

---

DIN rail, unperforated - NS 35/ 7,5 ZN UNPERF 2000MM - 1206434



DIN rail, material: Galvanized, unperforated, height 7.5 mm, width 35 mm, length: 2 m

---

DIN rail, unperforated - NS 35/ 7,5 CU UNPERF 2000MM - 0801762



DIN rail, material: Copper, unperforated, height 7.5 mm, width 35 mm, length: 2 m

---

End cap - NS 35/ 7,5 CAP - 1206560



DIN rail end piece, for DIN rail NS 35/7.5

---

End block

End clamp - E/UK - 1201442



End clamp, Width: 9.5 mm, Height: 35.3 mm, Length: 50.5 mm, Color: gray

---

## Fuse modular terminal block - USED 27 N - 3048373

### Accessories

End clamp - E/UK 1 - 1201413



End clamps, for supporting the ends of double-level and three-level terminal blocks, width: 10 mm, color: gray

---

### Fuse

Fuse insert - S-II- 2 A/500 V - 0913605



Fuse insert, Nominal current: 2 A, Length: 50 mm, Diameter: 22 mm, Color: pink

---

Fuse insert - S-II- 4 A/500 V - 0913618



Fuse insert, Nominal current: 4 A, Length: 50 mm, Diameter: 22 mm, Color: brown

---

Fuse insert - S-II- 6 A/500 V - 0913621



Fuse insert, Nominal current: 6 A, Length: 50 mm, Diameter: 22 mm, Color: green

---

Fuse insert - S-II-10 A/500 V - 0913634



Fuse insert, Nominal current: 10 A, Length: 50 mm, Diameter: 22 mm, Color: red

---

## Fuse modular terminal block - USED 27 N - 3048373

### Accessories

Fuse insert - S-II-16 A/500 V - 0913647



Fuse insert, Nominal current: 16 A, Length: 50 mm, Diameter: 22 mm, Color: gray

---

Fuse insert - S-II-20 A/500 V - 0913650



Fuse insert, Nominal current: 20 A, Length: 50 mm, Diameter: 22 mm, Color: blue

---

Fuse insert - S-II-25 A/500 V - 0913663



Fuse insert, Nominal current: 25 A, Length: 50 mm, Diameter: 22 mm, Color: yellow

---

### Marker carriers

Marker carriers - MA 20X 8 BK - 0814270



Marker carrier, for SS-ZB contactor marking Zack marker strip

---

### Screwdriver tools

Screwdriver - SZF 3-1,0X5,5 - 1206612



Actuation tool, for ST terminal blocks, also suitable for use as a bladed screwdriver, size: 1.0 x 5.5 x 150 mm, 2-component grip, with non-slip grip



## Fuse modular terminal block - USED 27 N - 3048373

### Accessories

---

---

Phoenix Contact 2017 © - all rights reserved  
<http://www.phoenixcontact.com>