

# Contact insert - HC-A10-I-UT-F - 1585304

Please be informed that the data shown in this PDF Document is generated from our Online Catalog. Please find the complete data in the user's documentation. Our General Terms of Use for Downloads are valid (<http://phoenixcontact.com/download>)




HEAVYCON female insert, A10 series, 10-pos., screw connection

## Why buy this product

- can be coded with plastic coding profile (order number 1410916)
- for a test pin 2 mm in diameter



## Key Commercial Data

Packing unit	1 STK
GTIN	 4 046356 285032
GTIN	4046356285032
Weight per Piece (excluding packing)	46.000 g
Custom tariff number	85369010
Country of origin	China

## Technical data

### General

Note	for housing HC-D15
Connection method	Screw connection
Tightening torque	0.5 Nm
Screwdriver blade	0.5 x 3.5 mm
Degree of pollution	3
Overvoltage category	III
Number of positions	10+PE
Insertion/withdrawal cycles	≥ 500
Size	D15
Connection in acc. with standard	IEC / EN
Conductor cross section	0.5 mm <sup>2</sup> ... 2.5 mm <sup>2</sup> (Applies to stranded conductors with ferrules)

# Contact insert - HC-A10-I-UT-F - 1585304

## Technical data

### General

Connection cross section AWG	20 ... 14
Stripping length of the individual wire	7 mm
Assembly instructions	Connectors may be operated only when there is no load/voltage.

### Ambient conditions

Ambient temperature (operation)	-40 °C ... 125 °C (including heating up of contacts)
---------------------------------	--

### Material data

Flammability rating according to UL 94	V0
Contact material	Copper alloy
Contact surface material	Ag
Contact carrier material	PC

### Electrical characteristics

Rated voltage (III/3)	250 V
Rated surge voltage	4 kV
	4 kV
Rated current	20 A

### Standards and Regulations

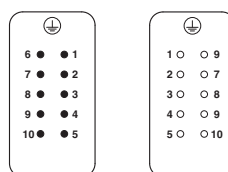
Connection in acc. with standard	IEC / EN
Flammability rating according to UL 94	V0

## Drawings

### Diagram

Derating diagram

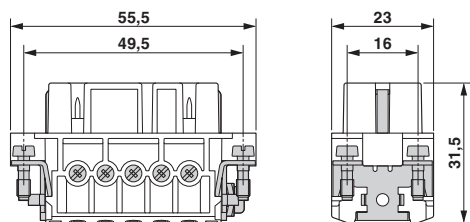
### Schematic diagram



Pin assignment, connection side, pin left, socket right

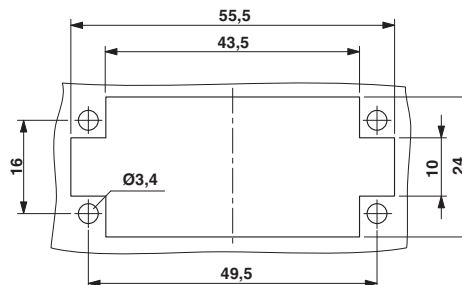
# Contact insert - HC-A10-I-UT-F - 1585304

Dimensional drawing



Female insert

Dimensional drawing



Panel cutout

## Classifications

### eCl@ss

eCl@ss 4.0	272607xx
eCl@ss 4.1	27260701
eCl@ss 5.0	27143424
eCl@ss 5.1	27143424
eCl@ss 6.0	27143424
eCl@ss 7.0	27440209
eCl@ss 8.0	27440205
eCl@ss 9.0	27440205

### ETIM

ETIM 4.0	EC000438
ETIM 5.0	EC000438
ETIM 6.0	EC000438

### UNSPSC

UNSPSC 6.01	30211923
UNSPSC 7.0901	39121522
UNSPSC 11	39121522
UNSPSC 12.01	39121522
UNSPSC 13.2	39121522

## Approvals

### Approvals

### Approvals

EAC / GL / UL Recognized / CSA

# Contact insert - HC-A10-I-UT-F - 1585304

## Approvals

Ex Approvals

### Approval details

EAC			7500651.22.01.00246
-----	--	--	---------------------

GL		<a href="http://www.gl-group.com/newbuilding/approvals/index.html">http://www.gl-group.com/newbuilding/approvals/index.html</a>	6196614 HH
----	--	---	------------

UL Recognized		<a href="http://database.ul.com/cgi-bin/XYV/template/LISEXT/1FRAME/index.htm">http://database.ul.com/cgi-bin/XYV/template/LISEXT/1FRAME/index.htm</a>	E118976
mm <sup>2</sup> /AWG/kcmil		14	
Nominal current I <sub>N</sub>		19 A	
Nominal voltage U <sub>N</sub>		600 V	

CSA		<a href="http://www.csagroup.org/services/testing-and-certification/certified-product-listing/">http://www.csagroup.org/services/testing-and-certification/certified-product-listing/</a>	13631
mm <sup>2</sup> /AWG/kcmil		14	
Nominal current I <sub>N</sub>		15 A	
Nominal voltage U <sub>N</sub>		600 V	

## Accessories

Accessories

Coding element

Coding element - HC-CST - 1676857



Coding peg for coding up to 16 connectors

## Contact insert - HC-A10-I-UT-F - 1585304

### Accessories

Coding element - HC-CBU - 1676860



Coding socket for coding up to 16 connectors

---

Coding bolt - HC-CB - 1772722



Coding pin, prevents mismatching of up to six connectors with an identical number of positions

---

Coding profile - CP-HC-S - 1410916



Coding profile, 4 elements per star, for insertion in a coding keyway, for contact inserts HC-BB... / HC-A10-I-UT... / HC-A16-I-UT...

---

### Mounting material

Screw - HC-A-PES - 1584868



PE screw for contact inserts of A series

---

### Plug assembly frame

Connector assembly frame - HC-SMR-D15 - 1604010



HEAVYCON connector assembly frame, for contact inserts of type D15

---