

Plug - SP 2,5/13 - 3040371

Please be informed that the data shown in this PDF Document is generated from our Online Catalog. Please find the complete data in the user's documentation. Our General Terms of Use for Downloads are valid (<http://phoenixcontact.com/download>)



Plug, Connection method: Spring-cage connection, Number of positions: 13, Cross section: 0.08 mm² - 4 mm², AWG: 28 - 12, Width: 67.6 mm, Height: 39 mm, Color: gray

The illustration shows a 6-position version

Why buy this product

- Large-surface labeling option
- Practical coding option

Key Commercial Data

Packing unit	1 STK
Minimum order quantity	10 STK
Weight per Piece (excluding packing)	38.650 g
Custom tariff number	85366990
Country of origin	Poland

Technical data

General

Number of positions	13
Number of levels	1
Number of connections	13
Nominal cross section	2.5 mm ²
Color	gray
Insulating material	PA
Flammability rating according to UL 94	V0
Maximum load current	24 A (with a 2.5 mm ² conductor cross section)
Rated surge voltage	6 kV

Plug - SP 2,5/13 - 3040371

Technical data

General

Degree of pollution	3
Overvoltage category	III
Insulating material group	I
Maximum load current	24 A (with 4 mm ² conductor cross section)
Nominal current I _N	24 A
Nominal voltage U _N	500 V
Open side panel	No
Relative insulation material temperature index (Elec., UL 746 B)	130 °C
Temperature index of insulation material (DIN EN 60216-1 (VDE 0304-21))	130 °C
Static insulating material application in cold	-60 °C
Behavior in fire for rail vehicles (DIN 5510-2)	Test passed
Flame test method (DIN EN 60695-11-10)	V0
Oxygen index (DIN EN ISO 4589-2)	>32 %
NF F16-101, NF F10-102 Class I	2
NF F16-101, NF F10-102 Class F	2
Surface flammability NFPA 130 (ASTM E 162)	passed
Specific optical density of smoke NFPA 130 (ASTM E 662)	passed
Smoke gas toxicity NFPA 130 (SMP 800C)	passed
Calorimetric heat release NFPA 130 (ASTM E 1354)	28 MJ/kg
Fire protection for rail vehicles (DIN EN 45545-2) R22	HL 1 - HL 3
Fire protection for rail vehicles (DIN EN 45545-2) R23	HL 1 - HL 3
Fire protection for rail vehicles (DIN EN 45545-2) R24	HL 1 - HL 3
Fire protection for rail vehicles (DIN EN 45545-2) R26	HL 1 - HL 3

Dimensions

Width	67.6 mm
Length	15.8 mm
Height	39 mm
	24 mm
Pitch	5.2 mm

Connection data

Connection method	Spring-cage connection
Connection in acc. with standard	IEC 61984
Conductor cross section solid min.	0.08 mm ²
Conductor cross section solid max.	4 mm ²
Conductor cross section AWG min.	28
Conductor cross section AWG max.	12

Plug - SP 2,5/13 - 3040371

Technical data

Connection data

Conductor cross section flexible min.	0.08 mm ²
Conductor cross section flexible max.	2.5 mm ²
Min. AWG conductor cross section, flexible	28
Max. AWG conductor cross section, flexible	14
Conductor cross section flexible, with ferrule without plastic sleeve min.	0.14 mm ²
Conductor cross section flexible, with ferrule without plastic sleeve max.	2.5 mm ²
Conductor cross section flexible, with ferrule with plastic sleeve min.	0.14 mm ²
Conductor cross section flexible, with ferrule with plastic sleeve max.	2.5 mm ²
2 conductors with same cross section, stranded, TWIN ferrules with plastic sleeve, max.	0.5 mm ²
Stripping length	8 mm ... 10 mm
Internal cylindrical gage	A3
Connection method	Plug connection

Standards and Regulations

Connection in acc. with standard	CSA
	IEC 61984
Flammability rating according to UL 94	V0

Environmental Product Compliance

China RoHS	Environmentally friendly use period: unlimited = EFUP-e
	No hazardous substances above threshold values

Drawings

Diagram

Derating
curve
for
ST
2,5/
TWIN-
2P/1P,
2,5/
2P-
TWIN-
2S/1P
and
1P
and
plug
versions
Fig. .

Plug - SP 2,5/13 - 3040371

versions
SP...

Diagram

Derating
curve
for
STTB
2,5/
ATTRO/2P,
STTB
2,5/
ATTRO/4P
and
for
all
plug
versions
SP...

Diagram

Derating
curve
for
ST
2,5-4L/1P,
ST
2,5-4L/2P
and
for
all
plug
versions
SP...

Circuit diagram



Classifications

eCl@ss

eCl@ss 4.0	272607xx
eCl@ss 4.1	27260701
eCl@ss 5.0	27260701
eCl@ss 5.1	27260701
eCl@ss 6.0	27141151
eCl@ss 7.0	27141151
eCl@ss 8.0	27141151
eCl@ss 9.0	27141151

Plug - SP 2,5/13 - 3040371

Classifications

ETIM

ETIM 2.0	EC000897
ETIM 3.0	EC000897
ETIM 4.0	EC002021
ETIM 5.0	EC002021

UNSPSC

UNSPSC 6.01	30211802
UNSPSC 7.0901	39121402
UNSPSC 11	39121402
UNSPSC 12.01	39121402
UNSPSC 13.2	39121402

Approvals


Approvals


Approvals

CSA / UL Recognized / VDE Gutachten mit Fertigungsüberwachung / cUL Recognized / LR / GL / BV / RS / IECCEB Scheme / EAC / DNV GL / cULus Recognized

Ex Approvals

Approval details


CSA  http://www.csagroup.org/services/testing-and-certification/certified-product-listing/ 13631			
	B	C	D
mm ² /AWG/kcmil	24-12	24-12	24-12
Nominal current IN	20 A	20 A	5 A
Nominal voltage UN	300 V	300 V	300 V

UL Recognized  http://database.ul.com/cgi-bin/XYV/template/LISEXT/1FRAME/index.htm FILE E 60425			
	B	C	D
mm ² /AWG/kcmil	28-12	28-12	28-12


Plug - SP 2,5/13 - 3040371

Approvals

	B	C	D
Nominal current I _N	20 A	20 A	5 A
Nominal voltage U _N	300 V	300 V	600 V

VDE Gutachten mit Fertigungsüberwachung  <http://www.vde.com/en/Institute/OnlineService/VDE-approved-products/Pages/Online-Search.aspx> 40019518

mm ² /AWG/kcmil	0.2-4
Nominal voltage U _N	500 V

cUL Recognized  <http://database.ul.com/cgi-bin/XYV/template/LISEXT/1FRAME/index.htm> FILE E 60425


	B	C	D
mm ² /AWG/kcmil	28-12	28-12	28-12
Nominal current I _N	20 A	20 A	5 A
Nominal voltage U _N	300 V	300 V	600 V

LR <http://www.lr.org/en> 05/20042

GL <http://www.gl-group.com/newbuilding/approvals/index.html> 3305406 HH

BV <http://www.veristar.com/portal/veristarinfo/generalinfo/approved/approvedProducts/equipmentAndMaterials> 27721/A0 BV

RS <http://www.rs-head.spb.ru/en/index.php> 11.04057.250

IECEE CB Scheme  <http://www.iecee.org/> DE1-52903


mm ² /AWG/kcmil	0.2-4
Nominal voltage U _N	500 V

EAC 7500651.22.01.00246

DNV GL <https://www.dnvgl.com/> E-13345 (E-9232)

Plug - SP 2,5/13 - 3040371

Approvals

cULus Recognized  <http://database.ul.com/cgi-bin/XYV/template/LISEXT/1FRAME/index.htm>

Accessories

Accessories

Insulating sleeve

Insulating sleeve - ISH 2,5/0,2 - 3002843



Insulating sleeve, Color: white

Insulating sleeve - ISH 2,5/0,5 - 3002856



Insulating sleeve, Color: gray

Insulating sleeve - ISH 2,5/1,0 - 3002869



Insulating sleeve, Color: black

Mounting material

Latching - PR - 3040559



Latching, Number of positions: 1, Color: orange

Plug - SP 2,5/13 - 3040371

Accessories

Latching - PR/2 - 3040630



Latching, Number of positions: 2, Color: orange

Latching - PRT/2 - 3040631



Latching, can only be released using a screwdriver, Number of positions: 2, Color: orange

Latching - PRZ - 3040614



Latching, Length: 3 mm, Width: 5.2 mm, Number of positions: 2, Color: orange

Screwdriver tools

Screwdriver - ST-BW - 1207608



Actuation tool, for all 2.5 mm² - 4.0 mm² spring-cages

Shield connection

Shield connection clip - PSH 3- 6 - 3040591



Shield connection clip, Color: black

Plug - SP 2,5/13 - 3040371

Accessories

Shield connection clip - PSH 5-10 - 3040601



Shield connection clip, Color: black

Strain relief

Strain relief - PZ/2 - 3040627



Strain relief, Number of positions: 2, Color: black

Strain relief - PZ/4 - 3040643



Strain relief, Number of positions: 4, Color: black
