

## Docking frames - HC-B 16-ANDOCK - 1586138

Please be informed that the data shown in this PDF Document is generated from our Online Catalog. Please find the complete data in the user's documentation. Our General Terms of Use for Downloads are valid (<http://phoenixcontact.com/download>)



Docking frame for racks, for contact inserts of B16 type, with four M5 flat headed screws, rack balance x/y axis +/- 1.5 mm



### Key Commercial Data

Packing unit	1 STK
Weight per Piece (excluding packing)	120.000 g
Custom tariff number	85389099
Country of origin	Germany

### Technical data

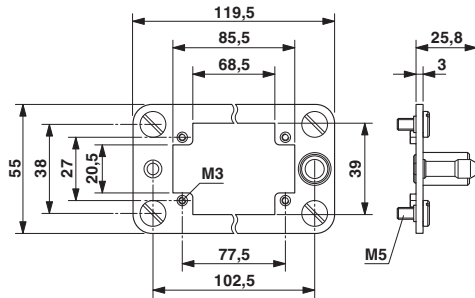
#### General

Material	Stainless steel
Assembly instructions	Due to the floating docking frame, a metal attachment panel must be grounded.

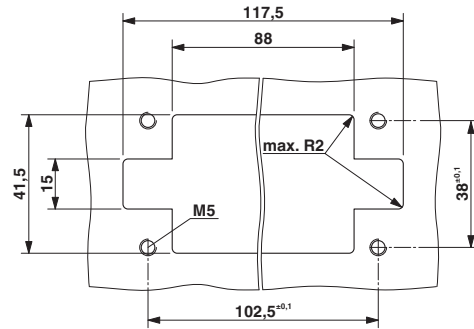
### Drawings

# Docking frames - HC-B 16-ANDOCK - 1586138

Dimensional drawing



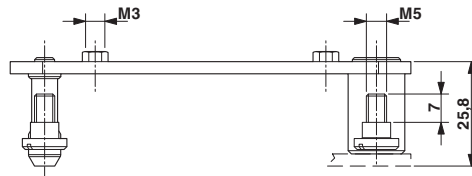
Dimensional drawing



Dimensional drawing

Panel cutout

Dimensional drawing



max. dimensions of both the docking frames (in case of standard contacts 25.8 mm; in case of fiber optics contacts 27 mm; in case of pneumatic contacts 26.5 mm)

## Classifications

eCl@ss

eCl@ss 4.0	272607xx
eCl@ss 4.1	27260701
eCl@ss 5.0	27189207
eCl@ss 5.1	27189207
eCl@ss 6.0	27143424
eCl@ss 7.0	27440209
eCl@ss 8.0	27440210
eCl@ss 9.0	27440210

ETIM

ETIM 3.0	EC002310
ETIM 4.0	EC002310
ETIM 5.0	EC002310

## Docking frames - HC-B 16-ANDOCK - 1586138

### Classifications

#### UNSPSC

UNSPSC 6.01	30211817
UNSPSC 7.0901	39121416
UNSPSC 11	43172601
UNSPSC 12.01	39121522
UNSPSC 13.2	39121522

### Approvals

#### Approvals

---

#### Approvals

EAC

---

#### Ex Approvals

---

### Approval details

EAC 7500651.22.01.00246
-------------------------

---