

Y distributor - SAC-4P-M 8Y/2XM 8FS VP - 1572443

Please be informed that the data shown in this PDF Document is generated from our Online Catalog. Please find the complete data in the user's documentation. Our General Terms of Use for Downloads are valid (<http://phoenixcontact.com/download>)



Y distributor, 4-position, Plug straight M8, on Socket straight M8 and Socket straight M8

The illustration shows a 3-pos. version

Key Commercial Data

Packing unit	1 STK
Weight per Piece (excluding packing)	12.000 g
Custom tariff number	85366990
Country of origin	Poland

Technical data

Dimensions

Center distance	12 mm
-----------------	-------

Ambient conditions

Ambient temperature (operation)	-25 °C ... 90 °C (Plug / socket)
Degree of protection	IP65
	IP67

General

Rated current at 40°C	4 A
Rated voltage	30 V
Number of positions	4
Insulation resistance	≥ 10 GΩ
Coding	A - standard
Standards/regulations	M8 connector IEC 61076-2-104

Y distributor - SAC-4P-M 8Y/2XM 8FS VP - 1572443

Technical data

General

	M8 connector IEC 61076-2-104
Status display	No
Overvoltage category	II
Degree of pollution	3
Insertion/withdrawal cycles	≥ 100
Torque	0.2 Nm

Material

Flammability rating according to UL 94	HB
Contact material	CuZn
Contact surface material	Ni/Au
Contact carrier material	TPU GF
Material of grip body	TPU, hardly inflammable, self-extinguishing
Material, knurls	Zinc die-cast, nickel-plated
Sealing material	NBR

Cable

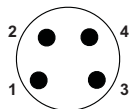
Standards/specifications	M8 connector IEC 61076-2-104
	M8 connector IEC 61076-2-104

Standards and Regulations

Standard designation	M8 connector
Standards/regulations	IEC 61076-2-104
Standard designation	M8 connector
Standards/regulations	IEC 61076-2-104
Flammability rating according to UL 94	HB

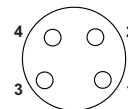
Drawings

Schematic diagram



Pin assignment M8 plug, 4-pos., view male side

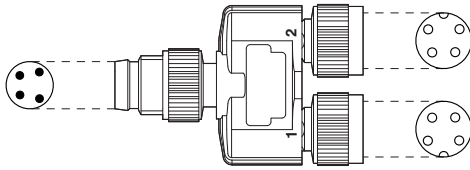
Schematic diagram



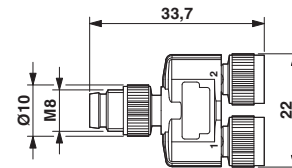
Pin assignment M8 socket, 4-pos., view female side

Y distributor - SAC-4P-M 8Y/2XM 8FS VP - 1572443

Schematic diagram



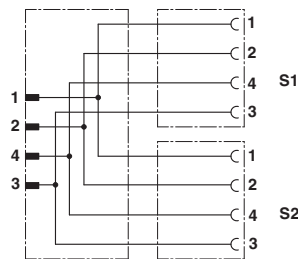
Dimensional drawing



Layout of connector pin assignments

M8-Y distributor

Circuit diagram



Contact assignment of the M8 Y distributor

Classifications

eCl@ss

eCl@ss 4.0	27060306
eCl@ss 4.1	27060306
eCl@ss 5.0	27061801
eCl@ss 5.1	27061801
eCl@ss 6.0	27061801
eCl@ss 7.0	27061801
eCl@ss 8.0	27440104
eCl@ss 9.0	27440106

ETIM

ETIM 3.0	EC001855
ETIM 4.0	EC001855
ETIM 5.0	EC002062

UNSPSC

UNSPSC 6.01	31251501
-------------	----------

Y distributor - SAC-4P-M 8Y/2XM 8FS VP - 1572443

Classifications

UNSPSC

UNSPSC 7.0901	31251501
UNSPSC 11	31251501
UNSPSC 12.01	31251501
UNSPSC 13.2	31251501

Accessories

Accessories

Protective cap

Screw plug - PROT-M8 - 1682540



An M8 screw plug for the unoccupied M8 sockets of the sensor/actuator cable, boxes and flush-type connectors

Screwdriver tools

Tool - SAC BIT M8-D10 - 1208461



Nut for assembling M8 connectors with longitudinal knurl and a knurl diameter of 10 mm, for 4 mm hexagonal drive

Torque tool

Torque screwdriver - TSD 02 SAC - 1208487



Torque screwdriver, with preset torque of 0.2 Nm and 4 mm hexagonal drive for M8 connectors