

Plug - PP-H 1,5/S/11 - 3212604

Please be informed that the data shown in this PDF Document is generated from our Online Catalog. Please find the complete data in the user's documentation. Our General Terms of Use for Downloads are valid (<http://phoenixcontact.com/download>)



Plug, Connection method: Push-in connection, Number of positions: 11, Cross section: 0.14 mm² - 1.5 mm², AWG: 26 - 14, Width: 38.5 mm, Height: 31.3 mm, Color: gray

The figure shows the PP-H 1,5/S/6 version

Why buy this product

- Large-surface labeling option
- The Push-in technology COMBI plugs for self-assembly provide solutions that users can implement themselves
- Tested for railway applications



Key Commercial Data

| | |
|--------------------------------------|----------|
| Packing unit | 1 STK |
| Minimum order quantity | 10 STK |
| Weight per Piece (excluding packing) | 20.0 g |
| Custom tariff number | 85366990 |
| Country of origin | Poland |

Technical data

General

| | |
|-----------------------|---------------------|
| Number of positions | 11 |
| Number of levels | 1 |
| Number of connections | 11 |
| Potentials | 11 |
| Nominal cross section | 1.5 mm ² |
| Color | gray |
| Insulating material | PA |

Plug - PP-H 1,5/S/11 - 3212604

Technical data

General

| | |
|---|---|
| Flammability rating according to UL 94 | V0 |
| Area of application | Railway industry |
| | Machine building |
| | Plant engineering |
| Maximum load current | 17.5 A (with 1.5 mm ² conductor cross section) |
| Rated surge voltage | 6 kV |
| Degree of pollution | 3 |
| Overvoltage category | III |
| Insulating material group | I |
| Maximum load current | 17.5 A (with 1.5 mm ² conductor cross section) |
| Nominal current I _N | 17.5 A (observe derating) |
| Nominal voltage U _N | 500 V |
| Open side panel | Yes |
| Relative insulation material temperature index (Elec., UL 746 B) | 130 °C |
| Temperature index of insulation material (DIN EN 60216-1 (VDE 0304-21)) | 130 °C |
| Static insulating material application in cold | -60 °C |
| Flame test method (DIN EN 60695-11-10) | V0 |
| Oxygen index (DIN EN ISO 4589-2) | 32,3 % |
| | 2 |
| | passed |
| | passed |
| | passed |
| | 28 MJ/kg |
| | HL 1 - HL 3 |
| | HL 1 - HL 3 |
| | HL 1 - HL 3 |
| | HL 1 - HL 3 |

Dimensions

| | |
|--------|----------|
| Width | 38.5 mm |
| Length | 16.5 mm |
| Height | 31.3 mm |
| | 19.50 mm |
| Pitch | 3.50 mm |

Connection data

| | |
|----------------------------------|--------------------|
| Connection method | Push-in connection |
| Connection in acc. with standard | IEC 61984 |

Plug - PP-H 1,5/S/11 - 3212604

Technical data

Connection data

| | |
|--|----------------------|
| Conductor cross section solid min. | 0.14 mm ² |
| Conductor cross section solid max. | 1.5 mm ² |
| Conductor cross section AWG min. | 26 |
| Conductor cross section AWG max. | 14 |
| Conductor cross section flexible min. | 0.14 mm ² |
| Conductor cross section flexible max. | 1.5 mm ² |
| Min. AWG conductor cross section, flexible | 26 |
| Max. AWG conductor cross section, flexible | 14 |
| Conductor cross section flexible, with ferrule without plastic sleeve min. | 0.14 mm ² |
| Conductor cross section flexible, with ferrule without plastic sleeve max. | 1.5 mm ² |
| Conductor cross section flexible, with ferrule with plastic sleeve min. | 0.14 mm ² |
| Conductor cross section flexible, with ferrule with plastic sleeve max. | 1 mm ² |
| Stripping length | 8 mm ... 10 mm |
| Internal cylindrical gage | A1 / B1 |

Standards and Regulations

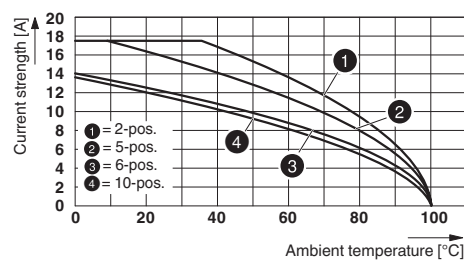
| | |
|--|-----------|
| Connection in acc. with standard | CSA |
| | IEC 61984 |
| Flammability rating according to UL 94 | V0 |

Drawings

Circuit diagram



Diagram



Classifications

eCl@ss

| | |
|------------|----------|
| eCl@ss 4.0 | 272607xx |
| eCl@ss 4.1 | 27260701 |
| eCl@ss 5.0 | 27260701 |
| eCl@ss 5.1 | 27260701 |
| eCl@ss 6.0 | 27141151 |

Plug - PP-H 1,5/S/11 - 3212604

Classifications

eCl@ss

| | |
|------------|----------|
| eCl@ss 7.0 | 27141151 |
| eCl@ss 8.0 | 27141151 |
| eCl@ss 9.0 | 27141151 |

ETIM

| | |
|----------|----------|
| ETIM 4.0 | EC002021 |
| ETIM 5.0 | EC002021 |

UNSPSC

| | |
|---------------|----------|
| UNSPSC 6.01 | 30211802 |
| UNSPSC 7.0901 | 39121402 |
| UNSPSC 11 | 39121402 |
| UNSPSC 12.01 | 39121402 |
| UNSPSC 13.2 | 39121402 |

Approvals

Approvals


Approvals

UL Recognized / cUL Recognized / GL / CSA / LR / VDE Gutachten mit Fertigungsüberwachung / IECCEB Scheme / EAC / NK / BV / cULus Recognized

Ex Approvals


Approvals submitted

Approval details

| | | | |
|---|-------|-------|-------|
| UL Recognized  | | | |
| | B | C | D |
| mm ² /AWG/kcmil | 26-14 | 26-14 | 26-14 |
| Nominal current I _N | 15 A | 15 A | 5 A |
| Nominal voltage U _N | 300 V | 300 V | 600 V |


Plug - PP-H 1,5/S/11 - 3212604

Approvals

cUL Recognized 


| | B | C | D |
|--------------------------------|-------|-------|-------|
| mm ² /AWG/kcmil | 26-14 | 26-14 | 26-14 |
| Nominal current I _N | 15 A | 15 A | 5 A |
| Nominal voltage U _N | 300 V | 300 V | 600 V |

GL


CSA 

| | B | C | D |
|--------------------------------|-------|-------|-------|
| mm ² /AWG/kcmil | 26-14 | 26-14 | 26-14 |
| Nominal current I _N | 15 A | 15 A | 5 A |
| Nominal voltage U _N | 300 V | 300 V | 600 V |

LR

VDE Gutachten mit Fertigungsüberwachung 

| mm ² /AWG/kcmil | 0.14-1.5 |
|--------------------------------|----------|
| Nominal current I _N | 14.1 A |
| Nominal voltage U _N | 500 V |

IECEE CB Scheme 

| mm ² /AWG/kcmil | 0.14-1.5 |
|--------------------------------|----------|
| Nominal current I _N | 14.1 A |
| Nominal voltage U _N | 500 V |


EAC

Plug - PP-H 1,5/S/11 - 3212604

Approvals

NK

BV

cULus Recognized 

Accessories

Accessories

Cable housing

Cable housing - PH 1,5/S/3 - 3212756



Cable housing, Pitch: 10.5 mm, Length: 19.9 mm, Width: 10.5 mm, Height: 36.8 mm, Number of positions: 3, Color: gray

Cable housing - PH 1,5/S/4 - 3212769



Cable housing, Pitch: 14 mm, Length: 19.9 mm, Width: 14 mm, Height: 36.8 mm, Number of positions: 4, Color: gray

Cable housing - PH 1,5/S/5 - 3212772



Cable housing, Pitch: 17.5 mm, Length: 19.9 mm, Width: 17.5 mm, Height: 36.8 mm, Number of positions: 5, Color: gray

Plug - PP-H 1,5/S/11 - 3212604

Accessories

Cable housing - PH 1,5/S/6 - 3212785



Cable housing, Pitch: 21 mm, Length: 19.9 mm, Width: 21 mm, Height: 36.8 mm, Number of positions: 6, Color: gray

Cable housing - PH 1,5/S/7 - 3212798



Cable housing, Pitch: 24.5 mm, Length: 19.9 mm, Width: 24.5 mm, Height: 36.8 mm, Number of positions: 7, Color: gray

Cable housing - PH 1,5/S/8 - 3212808



Cable housing, Pitch: 28 mm, Length: 19.9 mm, Width: 28 mm, Height: 36.8 mm, Number of positions: 8, Color: gray

Cable housing - PH 1,5/S/9 - 3212811



Cable housing, Pitch: 31.5 mm, Length: 19.9 mm, Width: 31.5 mm, Height: 36.8 mm, Number of positions: 9, Color: gray

Cable housing - PH 1,5/S/10 - 3212824



Cable housing, Pitch: 35 mm, Length: 19.9 mm, Width: 35 mm, Height: 36.8 mm, Number of positions: 10, Color: gray

Plug - PP-H 1,5/S/11 - 3212604

Accessories

Cable housing - PH 1,5/S/11 - 3212837



Cable housing, Pitch: 38.5 mm, Length: 19.9 mm, Width: 38.5 mm, Height: 36.8 mm, Number of positions: 11, Color: gray

Cable housing - PH 1,5/S/12 - 3212840



Cable housing, Pitch: 42 mm, Length: 19.9 mm, Width: 42 mm, Height: 36.8 mm, Number of positions: 12, Color: gray

Cable housing - PH 1,5/S/13 - 3212853



Cable housing, Pitch: 45.5 mm, Length: 19.9 mm, Width: 45.5 mm, Height: 36.8 mm, Number of positions: 13, Color: gray

Cable housing - PH 1,5/S/14 - 3212866



Cable housing, Pitch: 49 mm, Length: 19.9 mm, Width: 49 mm, Height: 36.8 mm, Number of positions: 14, Color: gray

Cable housing - PH 1,5/S/15 - 3212879



Cable housing, Pitch: 52.5 mm, Length: 19.9 mm, Width: 52.5 mm, Height: 36.8 mm, Number of positions: 15, Color: gray

Insulating sleeve

Plug - PP-H 1,5/S/11 - 3212604

Accessories

Insulating sleeve - MPS-IH WH - 0201663



Insulating sleeve, Color: white

Insulating sleeve - MPS-IH RD - 0201676



Insulating sleeve, Color: red

Insulating sleeve - MPS-IH BU - 0201689



Insulating sleeve, Color: blue

Insulating sleeve - MPS-IH YE - 0201692



Insulating sleeve, Color: yellow

Insulating sleeve - MPS-IH GN - 0201702



Insulating sleeve, Color: green

Plug - PP-H 1,5/S/11 - 3212604

Accessories

Insulating sleeve - MPS-IH GY - 0201728



Insulating sleeve, Color: gray

Insulating sleeve - MPS-IH BK - 0201731



Insulating sleeve, Color: black

Labeled terminal marker

Zack Marker strip, flat - ZBF 3,5 CUS - 0829394



Zack Marker strip, flat, can be ordered: Strip, white, labeled according to customer specifications, Mounting type: Snap into flat marker groove, for terminal block width: 3.5 mm, Lettering field: 3.5 x 5.2 mm

Zack Marker strip, flat - ZBF 3,5,LGS:FORTL.ZAHLEN - 0801406



Zack Marker strip, flat, Strip, white, labeled, Printed horizontally: Consecutive numbers 1 - 10, 11 - 20, etc. up to 91 - 100, Mounting type: Snap into flat marker groove, for terminal block width: 3.5 mm, Lettering field: 5.15 x 3.5 mm

Zack Marker strip, flat - ZBF 3,5,QR:FORTL.ZAHLEN - 0801407



Zack Marker strip, flat, Strip, white, labeled, Printed vertically: Consecutive numbers 1 - 10, 11 - 20, etc. up to 91 - 100, Mounting type: Snap into flat marker groove, for terminal block width: 3.5 mm, Lettering field: 5.15 x 3.5 mm

Plug - PP-H 1,5/S/11 - 3212604

Accessories

Marker for terminal blocks - UCT-TMF 3,5 CUS - 0829644



Marker for terminal blocks, can be ordered: by sheet, white, labeled according to customer specifications, Mounting type: Snap into flat marker groove, for terminal block width: 3.5 mm, Lettering field: 2.7 x 4.7 mm

Mounting material

Latching - PR 1,5/S - 3212882



Latching, Color: orange

Latching - PR 1,5/S/2 - 3212895



Latching, Color: orange

Latching - PRZ 1,5/S - 3212905



Latching, Length: 3 mm, Width: 3.5 mm, Color: orange

Screwdriver tools

Screwdriver - SZF 0-0,4X2,5 - 1204504



Actuation tool, for ST terminal blocks, also suitable for use as a bladed screwdriver, size: 0.4 x 2.5 x 75 mm, 2-component grip, with non-slip grip

Plug - PP-H 1,5/S/11 - 3212604

Accessories

Screwdriver - ST-BW 0 - 1200135



Actuation tool, for all 1.5 mm² spring cages from PT 1,5/S and FT 1,5/S

Shield connection

Shield connection clip - PSH 3-6 - 3040591



Shield connection clip, Color: black

Shield connection clip - PSH 5-10 - 3040601



Shield connection clip, Color: black

Strain relief

Strain relief - PZ 1,5/S/2 - 3212918



Strain relief, Number of positions: 2, Color: black

Terminal marking

Plug - PP-H 1,5/S/11 - 3212604

Accessories

Zack Marker strip, flat - ZBF 3,5:UNBEDRUCKT - 0829392



Zack Marker strip, flat, Strip, white, unlabeled, can be labeled with: Plotter, Mounting type: Snap into flat marker groove, for terminal block width: 3.5 mm, Lettering field: 3.5 x 5.2 mm

Marker for terminal blocks - UCT-TMF 3,5 - 0829486



Marker for terminal blocks, Sheet, white, unlabeled, can be labeled with: THERMOMARK CARD, BLUEMARK CLED, BLUEMARK LED, TOPMARK LASER, Mounting type: Snap into flat marker groove, for terminal block width: 3.5 mm, Lettering field: 2.7 x 4.7 mm

Test plug terminal block

Test plugs - MPS-MT - 0201744



Test plugs, Color: silver