


# PCB terminal block - MKKDS 1/10-3,81 - 1708110

Please be informed that the data shown in this PDF Document is generated from our Online Catalog. Please find the complete data in the user's documentation. Our General Terms of Use for Downloads are valid (<http://phoenixcontact.com/download>)



PCB terminal block, Nominal current: 8 A, Nom. voltage: 200 V, Pitch: 3.81 mm, Number of positions: 10, Connection method: Screw connection with tension sleeve, Mounting: Wave soldering, Conductor/PCB connection direction: 0 °, Color: green


The figure shows a 10-pos. version with 20 contacts

## Why buy this product

- Double-level type with high packing and connection density
- Offset levels for optimum access to the terminal points



## Key Commercial Data

Packing unit	50 STK
GTIN	 4 017918 023553
Weight per Piece (excluding packing)	12.15 g
Custom tariff number	85369010
Country of origin	Germany

## Technical data

### Dimensions

Length	16.3 mm
Pitch	3.81 mm
Dimension a	34.29 mm
Constructional height	17 mm
Height	16.2 mm
Length of the solder pin	3.5 mm
Pin dimensions	0,5 x 0,9 mm
Hole diameter	1.1 mm

### General

# PCB terminal block - MKKDS 1/10-3,81 - 1708110

## Technical data

### General

Range of articles	MKKDS 1
Insulating material group	I
Rated surge voltage (III/3)	2.5 kV
Rated surge voltage (III/2)	2.5 kV
Rated surge voltage (II/2)	2.5 kV
Rated voltage (III/3)	160 V
Rated voltage (III/2)	200 V
Rated voltage (II/2)	400 V
Connection in acc. with standard	EN-VDE
Nominal current $I_N$	8 A
Nominal cross section	1 mm <sup>2</sup>
Maximum load current	10 A
Insulating material	PA
Solder pin surface	Sn
Flammability rating according to UL 94	V0
Stripping length	5 mm
Number of positions	10
Screw thread	M2
Tightening torque, min	0.22 Nm
Tightening torque max	0.25 Nm

### Connection data

Conductor cross section solid min.	0.14 mm <sup>2</sup>
Conductor cross section solid max.	1.5 mm <sup>2</sup>
Conductor cross section flexible min.	0.14 mm <sup>2</sup>
Conductor cross section flexible max.	1 mm <sup>2</sup>
Conductor cross section flexible, with ferrule without plastic sleeve min.	0.25 mm <sup>2</sup>
Conductor cross section flexible, with ferrule without plastic sleeve max.	0.5 mm <sup>2</sup>
Conductor cross section flexible, with ferrule with plastic sleeve min.	0.25 mm <sup>2</sup>
Conductor cross section flexible, with ferrule with plastic sleeve max.	0.5 mm <sup>2</sup>
Conductor cross section AWG min.	26
Conductor cross section AWG max.	16
2 conductors with same cross section, solid min.	0.14 mm <sup>2</sup>
2 conductors with same cross section, solid max.	0.5 mm <sup>2</sup>
2 conductors with same cross section, stranded min.	0.14 mm <sup>2</sup>
2 conductors with same cross section, stranded max.	0.2 mm <sup>2</sup>

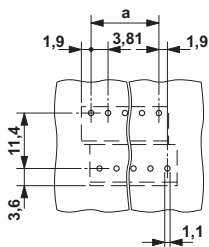
### Standards and Regulations

Connection in acc. with standard	EN-VDE
	CSA
Flammability rating according to UL 94	V0

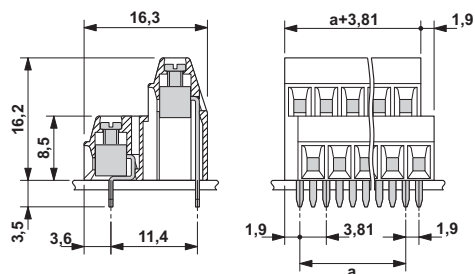
# PCB terminal block - MKKDS 1/10-3,81 - 1708110

## Drawings

Drilling diagram



Dimensional drawing



## Classifications

### eCl@ss

eCl@ss 4.0	27141109
eCl@ss 4.1	27141109
eCl@ss 5.0	27141190
eCl@ss 5.1	27141190
eCl@ss 6.0	27261101
eCl@ss 7.0	27440401
eCl@ss 8.0	27440401
eCl@ss 9.0	27440401

### ETIM

ETIM 3.0	EC001121
ETIM 4.0	EC002643
ETIM 5.0	EC002643

### UNSPSC

UNSPSC 6.01	30211801
UNSPSC 7.0901	39121432
UNSPSC 11	39121432
UNSPSC 12.01	39121432
UNSPSC 13.2	39121432

## Approvals

### Approvals

#### Approvals

CSA / SEV / CCA / IECCEB CB Scheme / EAC / EAC / cULus Recognized


#### Ex Approvals

# PCB terminal block - MKKDS 1/10-3,81 - 1708110

## Approvals


Approvals submitted

### Approval details

CSA 		
	B	D
mm <sup>2</sup> /AWG/kcmil	28-16	28-16
Nominal current I <sub>N</sub>	10 A	10 A
Nominal voltage U <sub>N</sub>	150 V	300 V

SEV	
mm <sup>2</sup> /AWG/kcmil	1.5
Nominal current I <sub>N</sub>	10 A
Nominal voltage U <sub>N</sub>	125 V

CCA
-----

IECEE CB Scheme 
---

EAC
-----

EAC
-----

cULus Recognized		
	B	D
mm <sup>2</sup> /AWG/kcmil	30-16	30-16
Nominal current I <sub>N</sub>	10 A	10 A
Nominal voltage U <sub>N</sub>	300 V	300 V

## Accessories

Accessories

Labeled terminal marker

## PCB terminal block - MKKDS 1/10-3,81 - 1708110

### Accessories

Marker card - SK 3,81/2,8:FORTL.ZAHLEN - 0804109



Marker card, Card, white, labeled, Horizontal: Consecutive numbers 1 - 10, 11 - 20, etc. up to 91 - (99)100, Mounting type: Adhesive, for terminal block width: 3.81 mm, Lettering field: 3.81 x 2.8 mm

---

### Marker pen

Marker pen - B-STIFT - 1051993



Marker pen, for manual labeling of unprinted ZACK strips, smear-proof and waterproof, line thickness 0.5 mm

---

### Screwdriver tools

Screwdriver - SZS 0,4X2,5 VDE - 1205037



Screwdriver, slot-headed, VDE insulated, size: 0.4 x 2.5 x 80 mm, 2-component grip, with non-slip grip

---

### Terminal marking

Marker card - SK U/2,8 WH:UNBEDRUCKT - 0803883



Marker card, Sheet, white, unlabeled, can be labeled with: Plotter, Office printing systems, Mounting type: Adhesive, Lettering field: 186 x 2.8 mm