

Printed-circuit board connector - DMC 1,5/19-G1F-3,5-LR P26THR - 1713856

Please be informed that the data shown in this PDF Document is generated from our Online Catalog. Please find the complete data in the user's documentation. Our General Terms of Use for Downloads are valid (<http://phoenixcontact.com/download>)

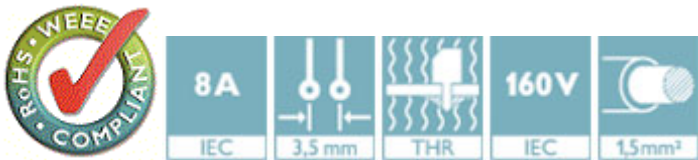
Header, Nominal current: 8 A, Rated voltage (III/2): 160 V, Number of positions: 19, Pitch: 3.5 mm, Color: black, Contact surface: Tin, Mounting: THR soldering




The figure shows a 10-pos. version with 20 contacts

Why buy this product

- Designed for integration into the SMT soldering process
- Screwable flange for superior mechanical stability
- Automatic locking and intuitive release through Lock and Release operating lever in contrasting color
- Conductor connection on several levels enables higher contact density
- Small component size for applications where space is at a premium



Key Commercial Data

Packing unit	50 STK
GTIN	 4 055626 339146
Weight per Piece (excluding packing)	10.006 g
Custom tariff number	85366990
Country of origin	Germany
Note	Made to Order (non-returnable)

Technical data

Dimensions

Length	11.6 mm
Pitch	3.50 mm
Dimension a	63 mm
Constructional height	10.8 mm
Height	12.8 mm

Printed-circuit board connector - DMC 1,5/19-G1F-3,5-LR P26THR - 1713856

Technical data

Dimensions

Length of the solder pin	2.6 mm
Pin dimensions	0,8 x 0,8 mm
Pin spacing	2.50 mm
Hole diameter	1.4 mm

General

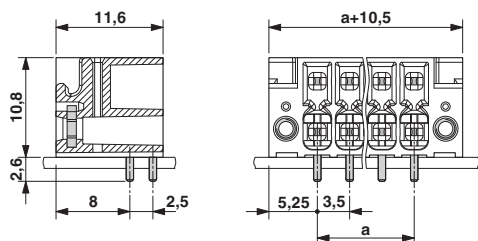
Insulating material group	IIIa
Rated voltage (III/3)	160 V
Rated voltage (III/2)	160 V
Nominal current I_N	8 A
Flammability rating according to UL 94	V0
Color	black
Number of positions	19

Standards and Regulations

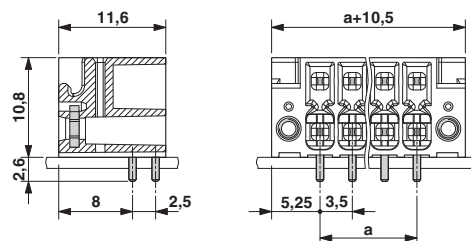
Flammability rating according to UL 94	V0
--	----

Drawings

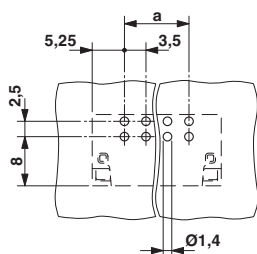
Dimensional drawing



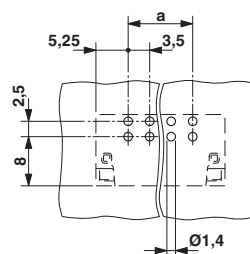
Dimensional drawing



Drilling diagram

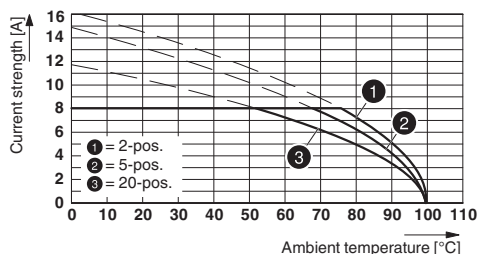


Drilling diagram

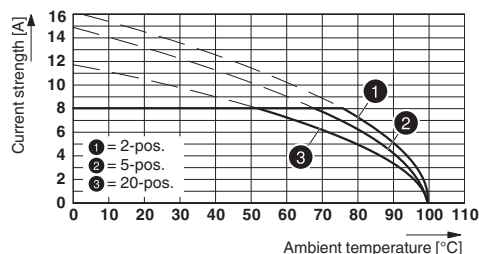


Printed-circuit board connector - DMC 1,5/19-G1F-3,5-LR P26THR - 1713856

Diagram



Diagram



Type: DFMC 1,5/...-ST-3,5-LR with DMC 1,5/...-G1F-3,5-LR P20 THR

Type: DFMC 1,5/...-ST-3,5-LR with DMC 1,5/...-G1F-3,5-LR P20 THR

Classifications

eCl@ss

eCl@ss 4.0	272607xx
eCl@ss 4.1	27260701
eCl@ss 5.0	27260701
eCl@ss 5.1	27260701
eCl@ss 6.0	27260704
eCl@ss 7.0	27440402
eCl@ss 8.0	27440402
eCl@ss 9.0	27440402

ETIM

ETIM 4.0	EC002637
ETIM 5.0	EC002637

UNSPSC

UNSPSC 6.01	30211810
UNSPSC 7.0901	39121409
UNSPSC 11	39121409
UNSPSC 12.01	39121409
UNSPSC 13.2	39121409

Approvals

Approvals

Approvals

cULus Recognized

Ex Approvals

Printed-circuit board connector - DMC 1,5/19-G1F-3,5-LR P26THR - 1713856

Approvals

Approvals submitted

Approval details

cULus Recognized		
	B	C
Nominal current I _N	8 A	8 A
Nominal voltage U _N	150 V	50 V
