

## High-current terminal block - PTPOWER 95 - 3260100

Please be informed that the data shown in this PDF Document is generated from our Online Catalog. Please find the complete data in the user's documentation. Our General Terms of Use for Downloads are valid (<http://phoenixcontact.com/download>)



High-current terminal block, Connection method: Power-Turn connection, Cross section: 25 mm<sup>2</sup> - 95 mm<sup>2</sup>, AWG: 4 - 3/0, Width: 25 mm, Color: gray, Mounting type: NS 35/15

### Product Features

- Quick and easy connection is now also possible for large conductors with the high-current terminal block
- The Push-in connection terminal blocks are characterized by the system features of the CLIPLINE complete system and by easy and tool-free wiring of conductors with ferrules or solid conductors
- The compact design enables wiring in a confined space
- In addition to using the existing test connection, pick-off terminal blocks can be connected, each of which can also accommodate two test cables
- Tested for railway applications



### Key Commercial Data

Packing unit	1 pc
Minimum order quantity	10 pc
Weight per Piece (excluding packing)	198.0 g
Custom tariff number	85369010
Country of origin	Poland

### Technical data

#### General

Number of levels	1
Number of connections	2
Potentials	1
Nominal cross section	95 mm <sup>2</sup>
Color	gray
Insulating material	PA
Flammability rating according to UL 94	V0
Area of application	Railway industry

# High-current terminal block - PTPOWER 95 - 3260100

## Technical data

### General

	Machine building
	Plant engineering
Rated surge voltage	8 kV
Degree of pollution	3
Overvoltage category	III
Insulating material group	I
Maximum load current	232 A (with 95 mm <sup>2</sup> conductor cross section)
Nominal current I <sub>N</sub>	232 A
Nominal voltage U <sub>N</sub>	1500 V
Open side panel	No
Shock protection test specification	DIN EN 50274 (VDE 0660-514):2002-11
Back of the hand protection	guaranteed
Finger protection	guaranteed
Result of surge voltage test	Test passed
Surge voltage test setpoint	9.8 kV
Result of power-frequency withstand voltage test	Test passed
Result of the test for mechanical stability of terminal points (5 x conductor connection)	Test passed
Result of bending test	Test passed
Bending test rotation speed	10 rpm
Bending test turns	135
Bending test conductor cross section/weight	25 mm <sup>2</sup> / 4.5 kg
	95 mm <sup>2</sup> /14 kg
Tensile test result	Test passed
Conductor cross section tensile test	25 mm <sup>2</sup>
Tractive force setpoint	135 N
Conductor cross section tensile test	95 mm <sup>2</sup>
Tractive force setpoint	351 N
Result of tight fit on support	Test passed
Tight fit on carrier	NS 35/15
Setpoint	15 N
Result of voltage-drop test	Test passed
Requirements, voltage drop	≤ 3.2 mV
Result of temperature-rise test	Test passed
Short circuit stability result	Test passed
Conductor cross section short circuit testing	95 mm <sup>2</sup>
Short-time current	11.4 kA

# High-current terminal block - PTPOWER 95 - 3260100

## Technical data

### General

Result of aging test	Test passed
Ageing test for screwless modular terminal block temperature cycles	192
Result of thermal test	Test passed
Proof of thermal characteristics (needle flame) effective duration	30 s
Oscillation, broadband noise test result	Test passed
Test specification, oscillation, broadband noise	DIN EN 50155 (VDE 0115-200):2008-03
Test spectrum	Service life test category 2, bogie mounted
Test frequency	$f_1 = 5 \text{ Hz}$ to $f_2 = 250 \text{ Hz}$
ASD level	$6.12 \text{ (m/s}^2\text{)}^2/\text{Hz}$
Acceleration	3.12 g
Test duration per axis	5 h
Test directions	X-, Y- and Z-axis
Shock test result	Test passed
Test specification, shock test	DIN EN 50155 (VDE 0115-200):2008-03
Shock form	Half-sine
Acceleration	30g
Shock duration	18 ms
Number of shocks per direction	3
Test directions	X-, Y- and Z-axis (pos. and neg.)
Relative insulation material temperature index (Elec., UL 746 B)	130 °C
Temperature index of insulation material (DIN EN 60216-1 (VDE 0304-21))	125 °C
Static insulating material application in cold	-60 °C

### Dimensions

Width	25 mm
Length	105.5 mm
Height NS 35/15	108.7 mm

### Connection data

Connection method	Power-Turn connection
Connection in acc. with standard	IEC 60947-7-1
Conductor cross section solid min.	25 mm <sup>2</sup>
Conductor cross section solid max.	95 mm <sup>2</sup>
Conductor cross section AWG min.	4
Conductor cross section AWG max.	3/0
Conductor cross section flexible min.	25 mm <sup>2</sup>
Conductor cross section flexible max.	95 mm <sup>2</sup>
Min. AWG conductor cross section, flexible	4

# High-current terminal block - PTPOWER 95 - 3260100

## Technical data

### Connection data

Max. AWG conductor cross section, flexible	4/0
Conductor cross section flexible, with ferrule without plastic sleeve min.	25 mm <sup>2</sup>
Conductor cross section flexible, with ferrule without plastic sleeve max.	95 mm <sup>2</sup>
Conductor cross section flexible, with ferrule with plastic sleeve min.	25 mm <sup>2</sup>
Conductor cross section flexible, with ferrule with plastic sleeve max.	95 mm <sup>2</sup>
Cross section with insertion bridge, solid max.	95 mm <sup>2</sup>
Cross section with insertion bridge, stranded max.	70 mm <sup>2</sup>
Cross section with insertion bridge, solid max.	95 mm <sup>2</sup>
Cross section with insertion bridge, stranded max.	70 mm <sup>2</sup>
Stripping length	40 mm

### Standards and Regulations

Connection in acc. with standard	IEC 60947-7-1
Flammability rating according to UL 94	V0

## Classifications

### eCl@ss

eCl@ss 4.0	27141120
eCl@ss 4.1	27141120
eCl@ss 5.0	27141120
eCl@ss 5.1	27141120
eCl@ss 6.0	27141120
eCl@ss 7.0	27141120
eCl@ss 8.0	27141120
eCl@ss 9.0	27141120

### ETIM

ETIM 3.0	EC000897
ETIM 4.0	EC000897
ETIM 5.0	EC000897

### UNSPSC

UNSPSC 6.01	30211811
UNSPSC 7.0901	39121410
UNSPSC 11	39121410
UNSPSC 12.01	39121410
UNSPSC 13.2	39121410

## High-current terminal block - PTPOWER 95 - 3260100

### Approvals

#### Approvals

##### Approvals


UL Recognized / cUL Recognized / EAC / EAC / CSA / LR / BV / cULus Recognized


##### Ex Approvals

IECEEx / ATEX / EAC Ex

##### Approvals submitted

### Approval details

UL Recognized 	
mm²/AWG/kcmil	4-4/0
Nominal current I <sub>N</sub>	230 A
Nominal voltage U <sub>N</sub>	1000 V


cUL Recognized 	
	C
mm²/AWG/kcmil	4-4/0
Nominal current I <sub>N</sub>	230 A
Nominal voltage U <sub>N</sub>	1000 V

EAC
-----

EAC
-----

## High-current terminal block - PTPOWER 95 - 3260100

### Approvals

CSA 		
	B	C
mm²/AWG/kcmil	4-4/0	4-4/0
Nominal current I <sub>N</sub>	230 A	230 A
Nominal voltage U <sub>N</sub>	600 V	1000 V

LR

BV

cULus Recognized 

### Drawings

Circuit diagram

