

## High-current terminal block - UKH 95-FE - 3247054

Please be informed that the data shown in this PDF Document is generated from our Online Catalog. Please find the complete data in the user's documentation. Our General Terms of Use for Downloads are valid (<http://phoenixcontact.com/download>)



High-current terminal block, Connection method: Screw connection, Cross section: 25 mm<sup>2</sup> - 95 mm<sup>2</sup>, AWG: 4 - 3/0, Width: 25 mm, Color: black/yellow, Mounting type: NS 35/15, NS 32

### Product Features

- Reliable cable connection is ensured by three-point centering of the conductor in the prismatic sleeve base
- Low contact resistance of the contact surface due to ribbing
- Screw locking by means of spring-loaded elements in the clamping part



### Key Commercial Data

Packing unit	1 pc
Minimum order quantity	3 pc
Weight per Piece (excluding packing)	212.0 g
Custom tariff number	85369010
Country of origin	Poland

### Technical data

#### General

Number of levels	1
Number of connections	2
Potentials	1
Nominal cross section	95 mm <sup>2</sup>
Color	black/yellow
Insulating material	PA
Flammability rating according to UL 94	V0
Rated surge voltage	8 kV
Degree of pollution	3

# High-current terminal block - UKH 95-FE - 3247054

## Technical data

### General

Overvoltage category	III
Insulating material group	I
Maximum load current	232 A
Nominal current $I_N$	232 A
Nominal voltage $U_N$	1000 V
Open side panel	No

### Dimensions

Width	25 mm
Length	83 mm
Height NS 35/15	97.5 mm
Height NS 32	95 mm

### Connection data

Note	Screws with hexagonal socket
Connection method	Screw connection
Connection in acc. with standard	IEC 60947-7-1
Note	Note: Product releases, connection cross sections and notes on connecting aluminum cables can be found in the download area.
Conductor cross section solid min.	25 mm <sup>2</sup>
Conductor cross section solid max.	95 mm <sup>2</sup>
Conductor cross section AWG min.	4
Conductor cross section AWG max.	3/0
Conductor cross section flexible min.	35 mm <sup>2</sup>
Conductor cross section flexible max.	95 mm <sup>2</sup>
Min. AWG conductor cross section, flexible	2
Max. AWG conductor cross section, flexible	3/0
Conductor cross section flexible, with ferrule without plastic sleeve min.	35 mm <sup>2</sup>
Conductor cross section flexible, with ferrule without plastic sleeve max.	95 mm <sup>2</sup>
Conductor cross section flexible, with ferrule with plastic sleeve min.	35 mm <sup>2</sup>
Conductor cross section flexible, with ferrule with plastic sleeve max.	95 mm <sup>2</sup>
Cross section with insertion bridge, solid max.	95 mm <sup>2</sup>
Cross section with insertion bridge, stranded max.	70 mm <sup>2</sup>
2 conductors with same cross section, solid min.	25 mm <sup>2</sup>
2 conductors with same cross section, solid max.	35 mm <sup>2</sup>
2 conductors with same cross section, stranded min.	25 mm <sup>2</sup>
2 conductors with same cross section, stranded max.	35 mm <sup>2</sup>
2 conductors with same cross section, stranded, ferrules without plastic sleeve, min.	16 mm <sup>2</sup>

# High-current terminal block - UKH 95-FE - 3247054

## Technical data

### Connection data

2 conductors with same cross section, stranded, ferrules without plastic sleeve, max.	35 mm <sup>2</sup>
Cross section with insertion bridge, solid max.	95 mm <sup>2</sup>
Cross section with insertion bridge, stranded max.	70 mm <sup>2</sup>
Stripping length	33 mm
Screw thread	M8
Tightening torque, min	15 Nm
Tightening torque max	20 Nm

### Standards and Regulations

Connection in acc. with standard	CUL
	IEC 60947-7-1
Flammability rating according to UL 94	V0

## Classifications

### eCl@ss

eCl@ss 4.0	27141120
eCl@ss 4.1	27141120
eCl@ss 5.0	27141120
eCl@ss 5.1	27141120
eCl@ss 6.0	27141120
eCl@ss 7.0	27141120
eCl@ss 8.0	27141120
eCl@ss 9.0	27141120

### ETIM

ETIM 3.0	EC000897
ETIM 4.0	EC000897
ETIM 5.0	EC000897

### UNSPSC

UNSPSC 6.01	30211811
UNSPSC 7.0901	39121410
UNSPSC 11	39121410
UNSPSC 12.01	39121410
UNSPSC 13.2	39121410

## High-current terminal block - UKH 95-FE - 3247054

### Approvals

#### Approvals

---

#### Approvals

UL Recognized / cUL Recognized / GL / DNV / EAC / cULus Recognized

---

#### Ex Approvals


EAC Ex


---

#### Approvals submitted

---

### Approval details

UL Recognized 		
	B	C
mm²/AWG/kcmil	2-4/0	2-4/0
Nominal current I <sub>N</sub>	230 A	230 A
Nominal voltage U <sub>N</sub>	600 V	600 V

cUL Recognized 		
	B	C
mm²/AWG/kcmil	2-4/0	2-4/0
Nominal current I <sub>N</sub>	230 A	230 A
Nominal voltage U <sub>N</sub>	600 V	600 V


GL
----

DNV
-----

EAC
-----

## High-current terminal block - UKH 95-FE - 3247054

### Approvals

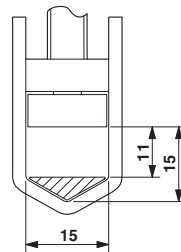
cULus Recognized 

### Drawings

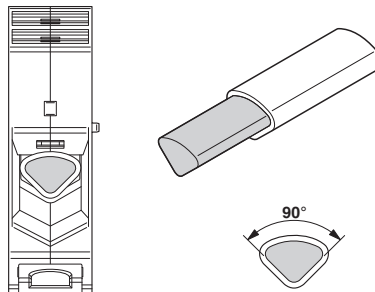
Circuit diagram



Dimensional drawing



Schematic diagram



Connecting aluminum cables. Further notes can be found in the download area