

Plug - SPB 2,5/ 8 - 3040177

Please be informed that the data shown in this PDF Document is generated from our Online Catalog. Please find the complete data in the user's documentation. Our General Terms of Use for Downloads are valid (<http://phoenixcontact.com/download>)



Plug, Connection method: Spring-cage connection, Number of positions: 8, Cross section: 0.08 mm² - 4 mm², AWG: 28 - 12, Width: 41.6 mm, Height: 39 mm, Color: gray

The illustration shows a 6-position version

Product Features

- Plug with bridging option, for use with basic terminal blocks



Key Commercial Data

Packing unit	1 pc
Weight per Piece (excluding packing)	26.56 g
Custom tariff number	85366990
Country of origin	Poland

Technical data

General

Number of positions	8
Number of levels	1
Number of connections	8
Nominal cross section	2.5 mm ²
Color	gray
Insulating material	PA
Flammability rating according to UL 94	V0
Maximum load current	24 A (with a 2.5 mm ² conductor cross section)
Rated surge voltage	6 kV
Degree of pollution	3
Overvoltage category	III
Insulating material group	I

Plug - SPB 2,5/ 8 - 3040177

Technical data

General

Maximum load current	24 A (with 4 mm ² conductor cross section)
Nominal current I _N	24 A
Nominal voltage U _N	500 V
Open side panel	No

Dimensions

Width	41.6 mm
Length	20 mm
Height	39 mm
	24.00 mm
Pitch	5.20 mm

Connection data

Connection method	Spring-cage connection
Connection in acc. with standard	IEC 61984
Conductor cross section solid min.	0.08 mm ²
Conductor cross section solid max.	4 mm ²
Conductor cross section AWG min.	28
Conductor cross section AWG max.	12
Conductor cross section flexible min.	0.08 mm ²
Conductor cross section flexible max.	2.5 mm ²
Min. AWG conductor cross section, flexible	28
Max. AWG conductor cross section, flexible	14
Conductor cross section flexible, with ferrule without plastic sleeve min.	0.14 mm ²
Conductor cross section flexible, with ferrule without plastic sleeve max.	2.5 mm ²
Conductor cross section flexible, with ferrule with plastic sleeve min.	0.14 mm ²
Conductor cross section flexible, with ferrule with plastic sleeve max.	2.5 mm ²
2 conductors with same cross section, stranded, TWIN ferrules with plastic sleeve, max.	0.5 mm ²
Stripping length	8 mm ... 10 mm
Internal cylindrical gage	A3
Connection method	Plug connection

Standards and Regulations

Connection in acc. with standard	CSA
	IEC 61984
Flammability rating according to UL 94	V0

Plug - SPB 2,5/ 8 - 3040177

Classifications

eCl@ss

eCl@ss 4.0	272607xx
eCl@ss 4.1	27260701
eCl@ss 5.0	27260701
eCl@ss 5.1	27260701
eCl@ss 6.0	27141151
eCl@ss 7.0	27141151
eCl@ss 8.0	27141151
eCl@ss 9.0	27141151

ETIM

ETIM 2.0	EC000897
ETIM 3.0	EC000897
ETIM 4.0	EC001121
ETIM 5.0	EC002021

UNSPSC

UNSPSC 6.01	30211802
UNSPSC 7.0901	39121402
UNSPSC 11	39121402
UNSPSC 12.01	39121402
UNSPSC 13.2	39121402

Approvals

Approvals

Approvals

CSA / UL Recognized / cUL Recognized / LR / GL / BV / RS / EAC / EAC / cULus Recognized


Ex Approvals


Approvals submitted


Approval details

Plug - SPB 2,5/ 8 - 3040177

Approvals

CSA 		
	B	C
mm ² /AWG/kcmil	24-12	24-12
Nominal current IN	20 A	20 A
Nominal voltage UN	300 V	300 V

UL Recognized 			
	B	C	D
mm ² /AWG/kcmil	28-12	28-12	28-12
Nominal current IN	20 A	20 A	5 A
Nominal voltage UN	300 V	300 V	600 V

cUL Recognized 			
	B	C	D
mm ² /AWG/kcmil	28-12	28-12	28-12
Nominal current IN	20 A	20 A	5 A
Nominal voltage UN	300 V	300 V	600 V

LR

GL

BV

RS

EAC

EAC

Plug - SPB 2,5/ 8 - 3040177

Approvals



Drawings

Diagram

Derating
curve
for
ST
2,5/
TWIN-
ST/1P,
2,5/
2P-
TWIN-
TS/1P
TWIN/
1P
and
plug
versions
Sig. .
versions
SP....

Diagram

Derating
curve
for
STTB
2,5/
QUATTRO/2P,
STTB
2,5/
QUATTRO/4P
and
and
and
plug
versions
versions
SP....

Plug - SPB 2,5/ 8 - 3040177

Diagram

Derating
curve
for
ST
2,5-4L/1P,
ST
2,5-4L/2P
and
for
all
plug
versions
SP...

Circuit diagram

