

Type 2 surge arrester - F-MS 12/FM - 2817974

Please be informed that the data shown in this PDF Document is generated from our Online Catalog. Please find the complete data in the user's documentation. Our General Terms of Use for Downloads are valid (<http://phoenixcontact.com/download>)



Surge arrester type 2, consisting of base element with remote indicator contact and protective plug with N-PE total current spark gap for mounting on NS 35/7.5, housing width: 17.5 mm (1 Div.)

Product Features

- Single-channel, DIN-rail mountable protective devices
- Consists of base element and plug
- Optical, mechanical status indication for the individual arresters
- Mechanical coding of all slots
- Disconnect device on each individual plug
- Base element with/without floating remote indication contact



Key Commercial Data

Packing unit	1 pc
Weight per Piece (excluding packing)	128.7 g
Custom tariff number	85363010
Country of origin	Germany

Technical data

Dimensions

Height	97 mm
Width	17.6 mm
Depth	65.5 mm
Horizontal pitch	1 Div.

Ambient conditions

Degree of protection	IP20 (only when all terminal points are used)
----------------------	---

Type 2 surge arrester - F-MS 12/FM - 2817974

Technical data

Ambient conditions

Ambient temperature (operation)	-40 °C ... 80 °C
Ambient temperature (storage/transport)	-40 °C ... 80 °C
Altitude	≤ 2000 m (amsl (above mean sea level))
Permissible humidity (operation)	5 % ... 95 %
Shock (operation)	25g (half sinus / 11 ms / 3x ±X, ±Y, ±Z)
Vibration (operation)	5g (10 ... 500 Hz / 2.5 h / X, Y, Z)

General

Standards/specifications	IEC 61643-11 2011
	EN 61643-11 2012
IEC test classification	II
	T2
EN type	T2
IEC power supply system	TN
	TT
Number of ports	One
SPD design	Voltage-switching type
Mode of protection	N-PE
Mounting type	DIN rail: 35 mm
Color	jet black RAL 9005
Housing material	PA 6.6
	PBT
Degree of pollution	2
Flammability rating according to UL 94	V-0
Type	DIN rail module, two-section, divisible
Number of positions	1
Surge protection fault message	Optical, remote indicator contact

Protective circuit

Nominal voltage U_N	240/415 V AC (TN - only N-PE)
	240/415 V AC (TT - only N-PE)
Nominal frequency f_N	50 Hz (60 Hz)
Maximum continuous voltage U_C	260 V AC
Rated load current I_L	80 A
Residual current I_{PE}	≤ 5 μA
Standby power consumption P_C	≤ 1.5 mVA
Nominal discharge current I_n (8/20) μs	20 kA
Maximum discharge current I_{max} (8/20) μs	40 kA

Type 2 surge arrester - F-MS 12/FM - 2817974

Technical data

Protective circuit

Follow current interrupt rating I_{fi}	100 A (260 V)
Voltage protection level U_p	≤ 1.5 kV
Residual voltage U_{res}	≤ 0.4 kV (at I_n)
	≤ 0.25 kV (at 10 kA)
	≤ 0.15 kV (at 5 kA)
	≤ 0.1 kV (at 3 kA)
Front of wave sparkover voltage at 6 kV (1.2/50) μ s	≤ 1.5 kV
TOV behavior at U_T	1200 V AC (200 ms / withstand mode)
Response time t_A	≤ 100 ns
Max. backup fuse with V-type through wiring	80 A (gG)

Indicator/remote signaling

Connection name	Remote fault indicator contact
Switching function	PDT contact
Operating voltage	5 V AC ... 250 V AC
	30 V DC
Operating current	5 mA AC ... 1 A AC
	1 A DC
Connection method	Screw connection
Screw thread	M2
Tightening torque	0.25 Nm
Stripping length	7 mm
Conductor cross section flexible	0.14 mm ² ... 1.5 mm ²
Conductor cross section solid	0.14 mm ² ... 1.5 mm ²
Conductor cross section AWG	28 ... 16

Connection data

Connection method	Screw connection
Conductor cross section flexible	1.5 mm ² ... 25 mm ²
Conductor cross section solid	1.5 mm ² ... 35 mm ²
Conductor cross section AWG	15 ... 2
Screw thread	M5
Tightening torque	4.5 Nm
Stripping length	16 mm

UL specifications

SPD Type	4CA
Maximum continuous operating voltage MCOV (N-G)	260 V AC
Mode of protection	N-G

Type 2 surge arrester - F-MS 12/FM - 2817974

Technical data

UL specifications

Power distribution system	1
Nominal frequency	50/60 Hz
Measured limiting voltage MLV (N-G)	1490 V
Nominal discharge current I_n (N-G)	20 kA

UL indicator/remote signaling

Operating voltage	125 V AC
Operating current	1 A AC
Tightening torque	4 lb _r -in.
Conductor cross section AWG	30 ... 14

UL connection data

Conductor cross section AWG	10 ... 2
Tightening torque	30 lb _r -in.

Classifications

eCl@ss

eCl@ss 4.0	27140201
eCl@ss 4.1	27130801
eCl@ss 5.0	27130801
eCl@ss 5.1	27130801
eCl@ss 6.0	27130805
eCl@ss 7.0	27130805
eCl@ss 8.0	27130805
eCl@ss 9.0	27130805

ETIM

ETIM 2.0	EC000941
ETIM 3.0	EC000941
ETIM 4.0	EC000941
ETIM 5.0	EC000941

UNSPSC

UNSPSC 6.01	30212010
UNSPSC 7.0901	39121610
UNSPSC 11	39121610
UNSPSC 12.01	39121610
UNSPSC 13.2	39121620

Type 2 surge arrester - F-MS 12/FM - 2817974

Approvals

Approvals


Approvals

IECEE CB Scheme / UL Recognized / KEMA-KEUR / ÖVE / cUL Recognized / GL / CCA / CSA / EAC / EAC / cULus Recognized

Ex Approvals


Approvals submitted


Approval details

IECEE CB Scheme 

UL Recognized 

KEMA-KEUR 

ÖVE 

cUL Recognized 

GL

CCA

CSA

Type 2 surge arrester - F-MS 12/FM - 2817974

Approvals

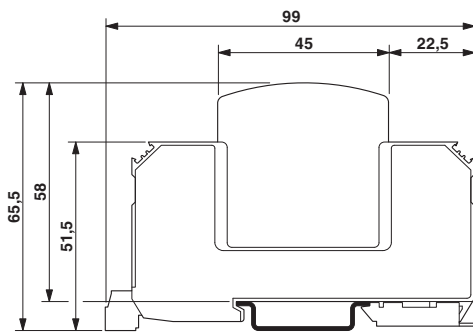
EAC

EAC

cULus Recognized US

Drawings

Dimensional drawing



Circuit diagram

