

Feed-through terminal block - UK 1,5 N VT - 3005841

Please be informed that the data shown in this PDF Document is generated from our Online Catalog. Please find the complete data in the user's documentation. Our General Terms of Use for Downloads are valid (<http://phoenixcontact.com/download>)



Feed-through terminal block, Connection method: Screw connection, Cross section: 0.14 mm² - 1.5 mm², AWG: 26 - 16, Width: 4.2 mm, Color: violet, Mounting type: NS 35/7,5, NS 35/15, NS 32


The illustration shows the version in gray

Product Features

- Universal foot which can be used on NS 35... and NS 32... DIN rails
- The UK universal screw terminal block series has the typical features which are decisive for practical applications
- Potential distribution via fixed bridges in the terminal center or insertion bridges in the clamping space



Key Commercial Data

Packing unit	50 pc
Minimum order quantity	50 pc
GTIN	 4 046356 916363
Weight per Piece (excluding packing)	4.3 g
Custom tariff number	85369010
Country of origin	China
Note	Made to Order (non-returnable)

Technical data

General

Number of levels	1
Number of connections	2
Nominal cross section	1.5 mm ²
Color	violet
Insulating material	PA
Flammability rating according to UL 94	V0
Rated surge voltage	6 kV

Feed-through terminal block - UK 1,5 N VT - 3005841

Technical data

General

Degree of pollution	3
Overvoltage category	III
Insulating material group	I
Connection in acc. with standard	IEC 60947-7-1
Maximum load current	17.5 A (with 1.5 mm ² conductor cross section)
Nominal current I _N	17.5 A
Nominal voltage U _N	500 V
Open side panel	Yes

Dimensions

Width	4.2 mm
End cover width	1.5 mm
Length	42.5 mm
Height NS 35/7,5	42 mm
Height NS 35/15	49.5 mm
Height NS 32	47 mm

Connection data

Connection method	Screw connection
Connection in acc. with standard	IEC 60947-7-1
Conductor cross section solid min.	0.14 mm ²
Conductor cross section solid max.	1.5 mm ²
Conductor cross section AWG min.	26
Conductor cross section AWG max.	16
Conductor cross section flexible min.	0.14 mm ²
Conductor cross section flexible max.	1.5 mm ²
Min. AWG conductor cross section, flexible	26
Max. AWG conductor cross section, flexible	16
Conductor cross section flexible, with ferrule without plastic sleeve min.	0.25 mm ²
Conductor cross section flexible, with ferrule without plastic sleeve max.	0.75 mm ²
Conductor cross section flexible, with ferrule with plastic sleeve min.	0.25 mm ²
Conductor cross section flexible, with ferrule with plastic sleeve max.	0.75 mm ²
2 conductors with same cross section, solid min.	0.14 mm ²
2 conductors with same cross section, solid max.	0.75 mm ²
2 conductors with same cross section, stranded min.	0.14 mm ²
2 conductors with same cross section, stranded max.	0.75 mm ²
2 conductors with same cross section, stranded, TWIN ferrules with plastic sleeve, min.	0.5 mm ²
2 conductors with same cross section, stranded, TWIN ferrules with plastic sleeve, max.	0.5 mm ²
2 conductors with same cross section, stranded, ferrules without plastic sleeve, min.	0.25 mm ²

Feed-through terminal block - UK 1,5 N VT - 3005841

Technical data

Connection data

2 conductors with same cross section, stranded, ferrules without plastic sleeve, max.	0.34 mm ²
Connection in acc. with standard	IEC/EN 60079-7
Conductor cross section solid min.	0.14 mm ²
Conductor cross section solid max.	1.5 mm ²
Conductor cross section AWG min.	26
Conductor cross section AWG max.	16
Conductor cross section flexible min.	0.14 mm ²
Conductor cross section flexible max.	1.5 mm ²
Stripping length	7 mm
Internal cylindrical gage	A1
Screw thread	M2
Tightening torque, min	0.22 Nm
Tightening torque max	0.25 Nm

Standards and Regulations

Connection in acc. with standard	CUL
	IEC 60947-7-1
Flammability rating according to UL 94	V0

Classifications

eCl@ss

eCl@ss 4.0	27141120
eCl@ss 4.1	27141120
eCl@ss 5.0	27141120
eCl@ss 5.1	27141120
eCl@ss 6.0	27141120
eCl@ss 7.0	27141120
eCl@ss 8.0	27141120
eCl@ss 9.0	27141120

ETIM

ETIM 2.0	EC000897
ETIM 3.0	EC000897
ETIM 4.0	EC000897
ETIM 5.0	EC000897

UNSPSC

UNSPSC 6.01	30211811
UNSPSC 7.0901	39121410
UNSPSC 11	39121410

Feed-through terminal block - UK 1,5 N VT - 3005841

Classifications

UNSPSC

UNSPSC 12.01	39121410
UNSPSC 13.2	39121410

Approvals

Approvals

Approvals

UL Recognized / cUL Recognized / LR / GL / BV / DNV / PRS / KR / cULus Recognized

Ex Approvals

IECEX / ATEX / EAC Ex

Approvals submitted

Approval details

UL Recognized	
mm ² /AWG/kcmil	30-14
Nominal current I _N	15 A
Nominal voltage U _N	300 V

cUL Recognized	
mm ² /AWG/kcmil	30-14
Nominal current I _N	15 A
Nominal voltage U _N	300 V

LR

GL

BV


Feed-through terminal block - UK 1,5 N VT - 3005841

Approvals

DNV

PRS

KR

cULus Recognized 

Accessories

Accessories

DIN rail

DIN rail perforated - NS 32 PERF 2000MM - 1201002



G-profile DIN rail, material: Steel, perforated, height 15 mm, width 32 mm, length 2 m

DIN rail, unperforated - NS 32 UNPERF 2000MM - 1201015



G-profile DIN rail, material: Steel, unperforated, height 15 mm, width 32 mm, length 2 m

DIN rail perforated - NS 35/ 7,5 PERF 2000MM - 0801733



DIN rail, material: steel galvanized and passivated with a thick layer, perforated, height 7.5 mm, width 35 mm, length: 2000 mm

Feed-through terminal block - UK 1,5 N VT - 3005841

Accessories

DIN rail, unperforated - NS 35/ 7,5 UNPERF 2000MM - 0801681



DIN rail, material: Steel, unperforated, height 7.5 mm, width 35 mm, length: 2 m

DIN rail perforated - NS 35/ 7,5 WH PERF 2000MM - 1204119



DIN rail 35 mm (NS 35)

DIN rail - NS 35/ 7,5 WH UNPERF 2000MM - 1204122



DIN rail 35 mm (NS 35)

DIN rail, unperforated - NS 35/ 7,5 AL UNPERF 2000MM - 0801704



DIN rail, unperforated, Width: 35 mm, Height: 7.5 mm, Length: 2000 mm, Color: silver

DIN rail perforated - NS 35/ 7,5 ZN PERF 2000MM - 1206421



DIN rail, material: Galvanized, perforated, height 7.5 mm, width 35 mm, length: 2 m

Feed-through terminal block - UK 1,5 N VT - 3005841

Accessories

DIN rail, unperforated - NS 35/ 7,5 ZN UNPERF 2000MM - 1206434



DIN rail, material: Galvanized, unperforated, height 7.5 mm, width 35 mm, length: 2 m

DIN rail, unperforated - NS 35/ 7,5 CU UNPERF 2000MM - 0801762



DIN rail, material: Copper, unperforated, height 7.5 mm, width 35 mm, length: 2 m

End cap - NS 35/ 7,5 CAP - 1206560



DIN rail end piece, for DIN rail NS 35/7.5

DIN rail perforated - NS 35/15 PERF 2000MM - 1201730



DIN rail, material: steel galvanized and passivated with a thick layer, perforated, height 15 mm, width 35 mm, length: 2000 mm

DIN rail, unperforated - NS 35/15 UNPERF 2000MM - 1201714



DIN rail, material: Steel, unperforated, height 15 mm, width 35 mm, length: 2 m

Feed-through terminal block - UK 1,5 N VT - 3005841

Accessories

DIN rail perforated - NS 35/15 WH PERF 2000MM - 0806602



DIN rail 35 mm (NS 35)

DIN rail - NS 35/15 WH UNPERF 2000MM - 1204135



DIN rail 35 mm (NS 35)

DIN rail, unperforated - NS 35/15 AL UNPERF 2000MM - 1201756



DIN rail, deep drawn, high profile, unperforated, 1.5 mm thick, material: aluminum, height 15 mm, width 35 mm, length 2000 mm

DIN rail perforated - NS 35/15 ZN PERF 2000MM - 1206599



DIN rail, material: Galvanized, perforated, height 15 mm, width 35 mm, length: 2 m

DIN rail, unperforated - NS 35/15 ZN UNPERF 2000MM - 1206586



DIN rail, material: Galvanized, unperforated, height 15 mm, width 35 mm, length: 2 m

Feed-through terminal block - UK 1,5 N VT - 3005841

Accessories

DIN rail, unperforated - NS 35/15 CU UNPERF 2000MM - 1201895



DIN rail, material: Copper, unperforated, 1.5 mm thick, height 15 mm, width 35 mm, length: 2 m

End cap - NS 35/15 CAP - 1206573



DIN rail end piece, for DIN rail NS 35/15

DIN rail, unperforated - NS 35/15-2,3 UNPERF 2000MM - 1201798



DIN rail, material: Steel, unperforated, 2.3 mm thick, height 15 mm, width 35 mm, length: 2 m

End block

End clamp - CLIPFIX 35 - 3022218



Quick mounting end clamp for NS 35/7,5 DIN rail or NS 35/15 DIN rail, with marking option, width: 9.5 mm, color: gray

End clamp - CLIPFIX 35-5 - 3022276



Quick mounting end clamp for NS 35/7,5 DIN rail or NS 35/15 DIN rail, with marking option, with parking option for FBS...5, FBS...6, KSS 5, KSS 6, width: 5.15 mm, color: gray

Feed-through terminal block - UK 1,5 N VT - 3005841

Accessories

End clamp - E/NS 35 N - 0800886



End clamp, width: 9.5 mm, color: gray

End clamp - E/UK - 1201442



End clamp, Width: 9.5 mm, Height: 35.3 mm, Length: 50.5 mm, Color: gray

End clamp - E/UK 1 - 1201413



End clamps, for supporting the ends of double-level and three-level terminal blocks, width: 10 mm, color: gray

End cover

End cover - D-UK 2,5 - 3001022



End cover, Length: 42.5 mm, Width: 1.5 mm, Height: 30.7 mm, Color: gray

Labeled terminal marker

Zack marker strip - ZB 4 CUS - 0824951



Zack marker strip, can be ordered: Strip, white, labeled according to customer specifications, Mounting type: Snap into tall marker groove, for terminal block width: 4.2 mm, Lettering field: 4.2 x 10.5 mm

Feed-through terminal block - UK 1,5 N VT - 3005841

Accessories

Zack marker strip - ZB 4,LGS:FORTL.ZAHLEN - 0805739



Zack marker strip, Strip, white, labeled, Printed horizontally: Consecutive numbers 1 - 10, 11 - 20, etc. up to 91 - 100, Mounting type: Snap into tall marker groove, for terminal block width: 4.2 mm, Lettering field: 4.2 x 10.5 mm

Zack marker strip - ZB 4,QR:FORTL.ZAHLEN - 0805807



Zack marker strip, Strip, white, labeled, Printed vertically: Consecutive numbers 1 - 10, 11 - 20, etc. up to 91 - 100, Mounting type: Snap into tall marker groove, for terminal block width: 4.2 mm, Lettering field: 4.2 x 10.5 mm

Marker for terminal blocks - UC-TM 4 CUS - 0824573



Marker for terminal blocks, can be ordered: by sheet, white, labeled according to customer specifications, Mounting type: Snap into tall marker groove, for terminal block width: 4.2 mm, Lettering field: 3.6 x 10.5 mm

Marker for terminal blocks - UCT-TM 4 CUS - 0829588



Marker for terminal blocks, can be ordered: by sheet, white, labeled according to customer specifications, Mounting type: Snap into tall marker groove, for terminal block width: 4.2 mm, Lettering field: 3.6 x 10.5 mm

Partition plate

Partition plate - ATP-UK - 3003224



Partition plate, Length: 56 mm, Width: 1.5 mm, Height: 45.7 mm, Color: gray

Screw bridge

Feed-through terminal block - UK 1,5 N VT - 3005841

Accessories

Fixed bridge - FBRN 8-4 N - 3001608



Fixed bridge, Number of positions: 8, Color: silver

Fixed bridge - FBRN 7-4 N - 3001598



Fixed bridge, Number of positions: 7, Color: silver

Fixed bridge - FBRN 6-4 N - 3001585



Fixed bridge, Number of positions: 6, Color: silver

Fixed bridge - FBRN 5-4 N - 3001572



Fixed bridge, Number of positions: 5, Color: silver

Fixed bridge - FBRN 4-4 N - 3001569



Fixed bridge, Number of positions: 4, Color: silver

Feed-through terminal block - UK 1,5 N VT - 3005841

Accessories

Fixed bridge - FBRN 20-4 N - 3001637



Fixed bridge, Number of positions: 20, Color: silver

Fixed bridge - FBRN 10-4 N - 3001624



Fixed bridge, Number of positions: 10, Color: silver

Terminal marking

Zack marker strip - ZB 4 :UNBEDRUCKT - 0805001



Zack marker strip, Strip, white, unlabeled, can be labeled with: Plotter, Mounting type: Snap into tall marker groove, for terminal block width: 4.2 mm, Lettering field: 4.2 x 10.5 mm

Marker for terminal blocks - UC-TM 4 - 0818111



Marker for terminal blocks, Sheet, white, unlabeled, can be labeled with: BLUEMARK CLED, BLUEMARK LED, Plotter, Mounting type: Snap into tall marker groove, for terminal block width: 4.2 mm, Lettering field: 3.6 x 10.5 mm

Marker for terminal blocks - UCT-TM 4 - 0828732



Marker for terminal blocks, Sheet, white, unlabeled, can be labeled with: THERMOMARK CARD, BLUEMARK CLED, BLUEMARK LED, TOPMARK LASER, Mounting type: Snap into tall marker groove, for terminal block width: 4.2 mm, Lettering field: 3.6 x 10.5 mm

Test socket

Feed-through terminal block - UK 1,5 N VT - 3005841

Accessories


Test adapter - PAI-4 - 3030925



4 mm test adapter, for all terminal blocks with 4.2 mm to 8.2 mm pitch

Drawings

Circuit diagram



Phoenix Contact 2016 © - all rights reserved
<http://www.phoenixcontact.com>