

## Termination resistor - SAC-5P-M12MS CAN TR - 1507816

Please be informed that the data shown in this PDF Document is generated from our Online Catalog. Please find the complete data in the user's documentation. Our General Terms of Use for Downloads are valid (<http://phoenixcontact.com/download>)



Terminating resistor CANopen®/DeviceNet™ M12



### Key Commercial Data

Packing unit	1 pc
Minimum order quantity	5 pc
Weight per Piece (excluding packing)	11.89 g
Custom tariff number	85332100
Country of origin	Germany

### Technical data

#### Ambient conditions

Ambient temperature (operation)	-25 °C ... 90 °C (Plug)
Degree of protection	IP65
	IP67

#### General

Rated current at 40°C	4 A
Rated voltage	5 V <sub>rms</sub>
Power consumption	≤ 0.25 W
Number of positions	5
Coding	A - standard
Status display	No
Overvoltage category	II
Degree of pollution	3
Insertion/withdrawal cycles	≥ 100

#### Material

# Termination resistor - SAC-5P-M12MS CAN TR - 1507816

## Technical data

### Material

Flammability rating according to UL 94	HB
Contact material	CuSn
Contact surface material	Ni/Au
Contact carrier material	TPU GF
Material of grip body	TPU, hardly inflammable, self-extinguishing
Material, knurls	Zinc die-cast, nickel-plated

### Standards and Regulations

Order No.	1507816
Product key	BF1GVX
Flammability rating according to UL 94	HB

## Classifications

### eCl@ss

eCl@ss 4.0	27140815
eCl@ss 4.1	27140815
eCl@ss 5.0	27061801
eCl@ss 5.1	27061801
eCl@ss 6.0	27061801
eCl@ss 7.0	27061801
eCl@ss 8.0	19070403

### ETIM

ETIM 2.0	EC001121
ETIM 3.0	EC001855
ETIM 4.0	EC001855
ETIM 5.0	EC000448

### UNSPSC

UNSPSC 6.01	31251501
UNSPSC 7.0901	31251501
UNSPSC 11	31251501
UNSPSC 12.01	31251501
UNSPSC 13.2	31251501

## Approvals

### Approvals

# Termination resistor - SAC-5P-M12MS CAN TR - 1507816

## Approvals

Approvals

EAC / EAC

Ex Approvals

Approvals submitted

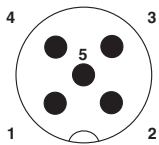
## Approval details

EAC

EAC

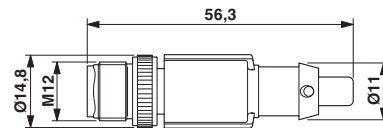
## Drawings

Schematic diagram



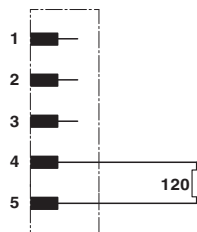
Pin assignment M12 male connector, 5-pos., A-coded, male side

Dimensional drawing



M12 x 1 plug, straight

Circuit diagram



Internal wiring of connections

