

Relay Module - PR2-RSC3-LV-230AC/2X21 - 2834672

Please be informed that the data shown in this PDF Document is generated from our Online Catalog. Please find the complete data in the user's documentation. Our General Terms of Use for Downloads are valid (<http://phoenixcontact.com/download>)



Preassembled relay modules with screw connection, consisting of: Relay socket, industrial relay with integrated LED and engage/disengage manual actuate lever, varistor protective module, and retaining bracket. Input voltage: 230 V AC, two PDTs, 10 A

The figure shows the 24 V DC version

Product Features

- Relay with detectable manual operation and status LED
- With DC types, freewheeling diode is integrated in relay
- 4 PDT types with multi-layer gold contacts
- Logical contact arrangement thanks to 1/3-level relay base
- Mechanical switch position indicator



Key commercial data

Packing unit	1 pc
Minimum order quantity	5 pc
Weight per Piece (excluding packing)	118.3 GRM
Custom tariff number	85364900
Country of origin	Germany

Technical data

Note

Utilization restriction	EMC: class A product, see manufacturer's declaration in the download area
-------------------------	---

Dimensions

Width	27 mm
Height	78.5 mm
Depth	86 mm

Ambient conditions

Relay Module - PR2-RSC3-LV-230AC/2X21 - 2834672

Technical data

Ambient conditions

Ambient temperature (operation)	-25 °C ... 60 °C
Ambient temperature (storage/transport)	-25 °C ... 70 °C

Coil side

Nominal input voltage U_N	230 V AC
Typical input current at U_N	5 mA (at 50 Hz)
	4 mA (At 60 Hz)
Typical response time	4 ms ... 10 ms
Typical release time range	3 ms ... 12 ms
Operating voltage display	LED red
Protective circuit	Varistor

Contact side

Contact type	2 PDT
Contact material	Ag
Maximum switching voltage	250 V AC/DC
Minimum switching voltage	5 V
Maximum inrush current	20 A (15 ms)
Min. switching current	1 mA
Limiting continuous current	10 A
Interrupting rating (ohmic load) max.	240 W (at 24 V DC)
	160 W (at 48 V DC)
	110 W (at 60 V DC)
	72 W (at 110 V DC)
	130 W (at 220 V DC)
	2500 VA (for 250 V AC)

General

Test voltage relay winding/relay contact	2 kV (50 Hz, 1 min.)
Test voltage relay contact/relay contact	2 kV (50 Hz, 1 min.)
Operating mode	100% operating factor
Mechanical service life	5×10^7 cycles
Standards/regulations	IEC 60664
	EN 50178
	IEC 62103
Pollution degree	3
Surge voltage category	II
Mounting position	any
Assembly instructions	In rows with zero spacing

Relay Module - PR2-RSC3-LV-230AC/2X21 - 2834672

Technical data

Connection data

Connection method	Screw connection
Stripping length	7 mm
Conductor cross section stranded min.	0.14 mm ²
Conductor cross section stranded max.	2.5 mm ²
Conductor cross section solid min.	0.14 mm ²
Conductor cross section solid max.	2.5 mm ²
Conductor cross section AWG/kcmil max	14
Conductor cross section AWG/kcmil min.	26
Screw thread	M3

Articles in set

Relay socket - PR2-BSC3/4X21 - 2833576



Relay socket PR2-B, for industrial relay REL-IR with 2 or 4 PDT, 1/3-level version, screw connections, connection facility for input/interference suppression modules, for mounting on NS 35/7.5

Single relay - REL-IR/L-230AC/2X21 - 2834070



Plug-in industrial relay with power contacts, 2 PDTs, test button, status LED, mechanical switch setting display, input voltage: 230 V AC

Plug-in module - V-120-230UC - 2833880



Plug-in module, for mounting on PR1 and PR2, with varistor, input voltage: 120-230 V AC/DC \pm 20%

Relay Module - PR2-RSC3-LV-230AC/2X21 - 2834672

Articles in set

Relay retaining bracket - EL2-P35 - 2833592



Relay retaining bracket, with eject function and integrated equipment marking area (8 x 25 mm), to suit relay socket PR2, for 35 mm high industrial relay

Classifications

eCl@ss

eCl@ss 4.0	27371102
eCl@ss 4.1	27371102
eCl@ss 5.0	27371603
eCl@ss 5.1	27371603
eCl@ss 6.0	27371603
eCl@ss 7.0	27371603
eCl@ss 8.0	27371603

ETIM

ETIM 2.0	EC001456
ETIM 3.0	EC001456
ETIM 4.0	EC001456
ETIM 5.0	EC001456

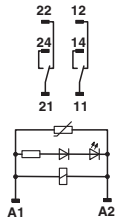
UNSPSC

UNSPSC 6.01	30211917
UNSPSC 7.0901	39121516
UNSPSC 11	39121516
UNSPSC 12.01	39121516
UNSPSC 13.2	39121516

Drawings

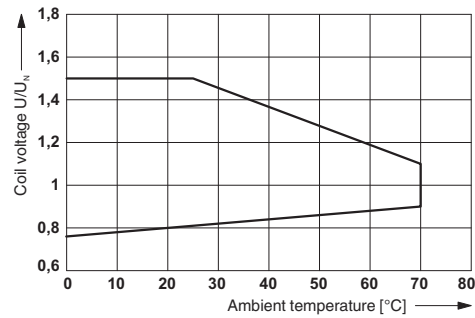
Relay Module - PR2-RSC3-LV-230AC/2X21 - 2834672

Circuit diagram



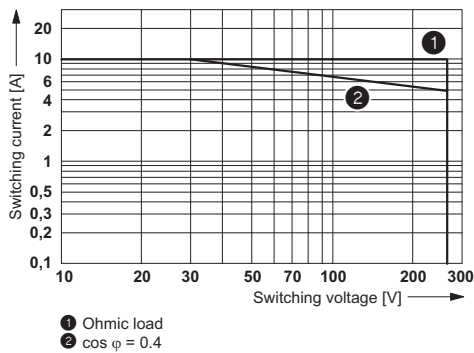
) The contacts 21, 22, 24 are connected to the relay base connections 41, 42, 44.

Diagram

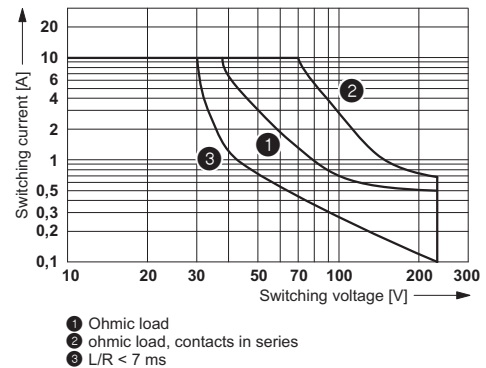


Operating voltage range of relay $T_u = T_{coil}$

Diagram



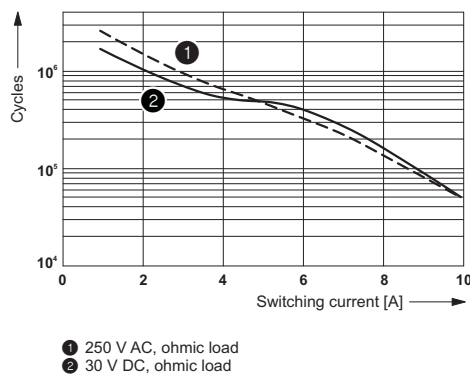
Diagram



AC interrupting rating

DC interrupting rating

Diagram



Electrical service life

