

Surge protection plug - PT 5-HF- 5 DC-ST - 2838762

Please be informed that the data shown in this PDF Document is generated from our Online Catalog. Please find the complete data in the user's documentation. Our General Terms of Use for Downloads are valid (<http://phoenixcontact.com/download>)



Protective plug PT with HF protective circuit for 4 signal wires. Nominal voltage: 5 V DC

The illustration shows variant PT 5-HF-12 DC-ST

Product Features

- ✓ Protection for up to five signal wires
- ✓ Fast response time
- ✓ For high transmission speeds
- ✓ High discharge capacity
- ✓ Plugs can be checked with CHECKMASTER



Key commercial data

Packing unit	1 pc
Weight per Piece (excluding packing)	25.45 GRM
Custom tariff number	85363010
Country of origin	Germany

Technical data

Dimensions

Height	45 mm
Width	17.7 mm
Depth	52 mm
Horizontal pitch	1 Div.
Complete module height	90 mm
Complete module width	17.7 mm

Surge protection plug - PT 5-HF- 5 DC-ST - 2838762

Technical data

Dimensions

Complete module depth	65.5 mm
-----------------------	---------

Ambient conditions

Ambient temperature (operation)	-40 °C ... 85 °C
Degree of protection	IP20

General

Housing material	PA
Inflammability class according to UL 94	V0
Color	black
Standards for air and creepage distances	DIN EN 61664-1 IEC 60664-1
Mounting type	On base element
Type	DIN rail module, two-section, divisible
Number of positions	5
Direction of action	Line-Line & Line-Signal Ground/Shield & optional Signal Ground/Shield-Earth Ground
Arrester can be tested with CHECKMASTER from software version:	From SW rev. 1.00

Protective circuit

IEC test classification	C1
	C2
	C3
	D1
VDE requirement class	C1
	C2
	C3
	D1
Nominal voltage U_N	5 V DC
Maximum continuous operating voltage U_c	5.2 V DC 3.6 V AC
Maximum continuous voltage U_C (wire-wire)	5.2 V DC 3.6 V AC
Maximum continuous voltage U_C (wire-ground)	5.2 V DC (with PT 2x2-BE)
Nominal current I_N	450 mA (45°C)
Operating effective current I_c at U_c	$\leq 300 \mu A$
Residual current I_{PE}	$\leq 300 \mu A$ (with PT 2x2-BE) $\leq 1 \mu A$ (with PT 2x2+F-BE)
Nominal discharge current I_n (8/20) μs (Core-Core)	10 kA

Surge protection plug - PT 5-HF- 5 DC-ST - 2838762

Technical data

Protective circuit

Nominal discharge current I_n (8/20) μ s (Core-Earth)	10 kA
Total surge current (8/20) μ s	20 kA
Max. discharge current I_{max} (8/20) μ s maximum (Core-Core)	10 kA
Max. discharge current I_{max} (8/20) μ s maximum (Core-Earth)	10 kA
Nominal pulse current I_{an} (10/1000) μ s (Core-Core)	90 A
Impulse discharge current (10/350) μ s, peak value I_{imp}	2.5 kA
Output voltage limitation at 1 kV/ μ s (Core-Core) spike	≤ 55 V
Output voltage limitation at 1 kV/ μ s (Core-Earth) spike	≤ 55 V (PT 2x2-BE)
	≤ 700 V (with PT 2x2+F-BE)
Output voltage limitation at 1 kV/ μ s (Core-Core) static	≤ 15 V
Output voltage limitation at 1 kV/ μ s (Core-Earth) static	≤ 15 V
	≤ 30 V (PT 2x2+F-BE)
Residual voltage at I_n , (conductor-conductor)	≤ 15 V
Residual voltage at I_n , (conductor-ground)	≤ 30 V (with PT 2x2-BE)
Residual voltage at I_n , (conductor-GND)	≤ 15 V (with PT 2x2-BE)
Residual voltage with I_{an} (10/1000) μ s (conductor-conductor)	≤ 15 V
Residual voltage with I_{an} (10/1000) μ s (conductor-GND)	≤ 15 V
Voltage protection level U_p (Core-Core)	≤ 70 V (C1 - 1 kV/500 A)
	≤ 45 V (C3 - 25 A)
	≤ 100 V (C2 (10 kV/5 kA))
	≤ 70 V (6 kV/3 kA)
Voltage protection level U_p (Core-Earth)	≤ 80 V (C1 - 1 kV/500 A)
	≤ 110 V (C2 (10 kV/5 kA))
	≤ 100 V (6 kV/3 kA)
	≤ 45 V (C3 - 25 A)
Voltage protection level U_p (Core-GND)	≤ 45 V (C3 - 25 A)
Response time t_A (Core-Core)	≤ 500 ns
Response time t_A (Core-Earth)	≤ 500 ns
	≤ 500 ns
Input attenuation a_E , sym.	typ. 0.3 dB (≤ 5 MHz / 100 Ω)
Cut-off frequency f_g (3 dB), sym. in 100 Ohm system	typ. 60 MHz
Capacity (Core-Core)	typ. 30 pF
Resistance in series	2.2 $\Omega \pm 10$ % (1-2/5-6/7-8/11-12)
Surge protection fault message	None
Max. required back-up fuse	500 mA (e.g. T in acc. with IEC 127-2/III)
Surge current resistance (conductor-conductor)	C2 - 10 kV/5 kA
	C3 (90 A)

Surge protection plug - PT 5-HF- 5 DC-ST - 2838762

Technical data

Protective circuit

Surge current resistance (conductor-ground)	C2 - 10 kV/5 kA
	C3 (90 A)
	D1 - 2,5 kA

Connection data

Connection method	Screw connection (in connection with the base element)
Connection type IN	PLUGTRAB plug-in system
Connection type OUT	PLUGTRAB plug-in system
Screw thread	M3
Tightening torque	0.8 Nm
Stripping length	8 mm
Conductor cross section stranded min.	0.2 mm ²
Conductor cross section stranded max.	2.5 mm ²
Conductor cross section solid min.	0.2 mm ²
Conductor cross section solid max.	4 mm ²
Conductor cross section AWG/kcmil min.	24
Conductor cross section AWG/kcmil max	12

Connection, equipotential bonding

Stripping length	8 mm
Conductor cross section stranded min.	0.2 mm ²
Conductor cross section stranded max.	2.5 mm ²
Conductor cross section solid min.	0.2 mm ²
Conductor cross section solid max.	4 mm ²
Conductor cross section AWG/kcmil min.	24
Conductor cross section AWG/kcmil max	12

Classifications

eCl@ss

eCl@ss 4.0	27140201
eCl@ss 4.1	27130801
eCl@ss 5.0	27130801
eCl@ss 5.1	27130801
eCl@ss 6.0	27130807
eCl@ss 7.0	27130807
eCl@ss 8.0	27130807

Surge protection plug - PT 5-HF- 5 DC-ST - 2838762

Classifications

ETIM

ETIM 2.0	EC000943
ETIM 3.0	EC000943
ETIM 4.0	EC000943
ETIM 5.0	EC000943

UNSPSC

UNSPSC 6.01	30212010
UNSPSC 7.0901	39121610
UNSPSC 11	39121610
UNSPSC 12.01	39121610
UNSPSC 13.2	39121620

Approvals

Approvals

Approvals

UL Listed / GOST

Ex Approvals

UL Listed / cUL Listed / cULus Listed

Approvals submitted

Approval details

UL Listed	
Nominal current IN	0.45 A
Nominal voltage UN	5 V

GOST	
------	--

Surge protection plug - PT 5-HF- 5 DC-ST - 2838762

Accessories

Accessories

Device marking

Zack marker strip - ZBN 18:UNBEDRUCKT - 2809128



Zack marker strip, Strip, white, unlabeled, can be labeled with: Plotter, Mounting type: Snap into tall marker groove, for terminal block width: 18 mm, Lettering field: 18 x 5 mm

Labeled terminal marker

Zack Marker strip, flat - ZBF 5,LGS:FORTL.ZAHLEN - 0808671



Zack Marker strip, flat, Strip, white, labeled, Printed horizontally: Consecutive numbers 1 - 10, 11 - 20, etc. up to 491 - 500, Mounting type: Snap into flat marker groove, for terminal block width: 5 mm, Lettering field: 5.15 x 5.15 mm

Zack Marker strip, flat - ZBF 5,LGS:GERADE ZAHLEN - 0810821



Zack Marker strip, flat, Strip, white, labeled, Printed horizontally: Consecutive numbers 2 - 20, 22 - 40, etc. up to 82 - 100, Mounting type: Snap into flat marker groove, for terminal block width: 5 mm, Lettering field: 5.15 x 5.15 mm

Zack Marker strip, flat - ZBF 5,LGS:UNGERADE ZAHLEN - 0810863



Zack Marker strip, flat, Strip, white, labeled, Printed horizontally: Odd numbers 1 - 19, 21 - 39, etc. up to 81 - 99, Mounting type: Snap into flat marker groove, for terminal block width: 5 mm, Lettering field: 5.15 x 5.15 mm

Surge protection plug - PT 5-HF- 5 DC-ST - 2838762

Accessories

Zack Marker strip, flat - ZBF 5,QR:FORTL.ZAHLEN - 0808697



Zack Marker strip, flat, Strip, white, labeled, Printed vertically: Consecutive numbers 1 - 10, 11 - 20, etc. up to 91 - 100, Mounting type: Snap into flat marker groove, for terminal block width: 5 mm, Lettering field: 5.15 x 5.15 mm

Marker pen

Marker pen - X-PEN 0,35 - 0811228



Marker pen without ink cartridge, for manual labeling of markers, labeling extremely wipe-proof, line thickness 0.35 mm

Terminal marking

Zack Marker strip, flat - ZBF 5:UNBEDRUCKT - 0808642



Zack Marker strip, flat, Strip, white, unlabeled, can be labeled with: Plotter, Mounting type: Snap into flat marker groove, for terminal block width: 5 mm, Lettering field: 5.1 x 5.2 mm

Zack Marker strip, flat - ZBF 5/WH-100:UNBEDRUCKT - 0808668

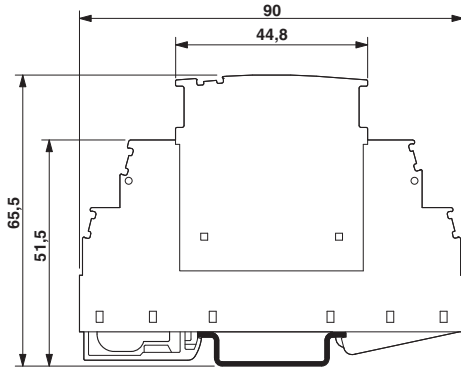


Zack Marker strip, flat, Strip, white, unlabeled, can be labeled with: Plotter, Mounting type: Snap into flat marker groove, for terminal block width: 5 mm, Lettering field: 5.15 x 5.15 mm

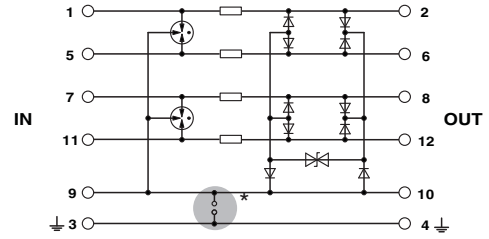
Drawings

Surge protection plug - PT 5-HF- 5 DC-ST - 2838762

Dimensioned drawing



Circuit diagram



The figure shows the complete module consisting of a base element and connector

Catalog photo




Figure may contain other products.

Surge protection plug - PT 5-HF- 5 DC-ST - 2838762

Diagram

