

Surge protection plug - PT 2X2-12DC-ST - 2838254

Please be informed that the data shown in this PDF Document is generated from our Online Catalog. Please find the complete data in the user's documentation. Our General Terms of Use for Downloads are valid (<http://phoenixcontact.com/download>)



PT protective connector with protective circuit for two 2-wire floating signal circuits. 12 V DC nominal voltage. HART-compatible.

The illustration shows version PT 2x2- 5DC-ST

Product Features

- ✓ Plugs can be checked with CHECKMASTER
- ✓ Installed in conjunction with the PT 2x2...-BE base element
- ✓ Maximum ease of maintenance thanks to the two-piece design
- ✓ Base element remains an integral part of the installation
- ✓ Consistent plug-in signal circuit protection
- ✓ Protection for two separate floating signal circuits
- ✓ Impedance-neutral disconnection of plug for test and maintenance purposes



Key commercial data

Packing unit	1 pc
Weight per Piece (excluding packing)	24.93 GRM
Custom tariff number	85363010
Country of origin	Germany

Technical data

Dimensions

Height	45 mm
Width	17.7 mm
Depth	52 mm
Horizontal pitch	1 Div.

Surge protection plug - PT 2X2-12DC-ST - 2838254

Technical data

Dimensions

Complete module height	90 mm
Complete module width	17.7 mm
Complete module depth	65.5 mm

Ambient conditions

Ambient temperature (operation)	-40 °C ... 85 °C
Degree of protection	IP20

General

Housing material	PA 6.6
Inflammability class according to UL 94	V0
Color	black
Standards for air and creepage distances	VDE 0110-1
	IEC 60664-1
Mounting type	On base element
Type	DIN rail module, two-section, divisible
Direction of action	Line-Line & Line-Signal Ground/Shield & optional Signal Ground/Shield-Earth Ground
Arrester can be tested with CHECKMASTER from software version:	From SW rev. 1.00

Protective circuit

IEC test classification	C1
	C2
	C3
	D1
VDE requirement class	C1
	C2
	C3
	D1
Nominal voltage U_N	12 V DC
Maximum continuous operating voltage U_C	13 V DC
	9 V AC
Maximum continuous voltage U_C (wire-ground)	13 V DC
	9 V AC
Nominal current I_N	450 mA (45°C)
Operating effective current I_C at U_C	$\leq 5 \mu A$
Residual current I_{PE}	$\leq 1 \mu A$ (BE: 2x2+F)
	$\leq 4 \mu A$
Nominal discharge current I_n (8/20) μs (Core-Core)	10 kA

Surge protection plug - PT 2X2-12DC-ST - 2838254

Technical data

Protective circuit

Nominal discharge current I_n (8/20) μ s (Core-Earth)	10 kA
Total surge current (8/20) μ s	20 kA
Max. discharge current I_{max} (8/20) μ s maximum (Core-Core)	10 kA
Max. discharge current I_{max} (8/20) μ s maximum (Core-Earth)	10 kA
Impulse discharge current (10/350) μ s, peak value I_{imp}	2.5 kA (per path)
Output voltage limitation at 1 kV/ μ s (Core-Core) spike	≤ 20 V
Output voltage limitation at 1 kV/ μ s (Core-Earth) spike	≤ 450 V
Output voltage limitation at 1 kV/ μ s (Core-Core) static	≤ 18 V
Output voltage limitation (10/700) μ s (Core-Earth)	≤ 450 V
Output voltage limitation (10/700) μ s (Core-GND)	≤ 18 V
Residual voltage at I_n , (conductor-conductor)	≤ 18 V
Residual voltage at I_n , (conductor-GND)	≤ 450 V
Residual voltage with I_{an} (10/1000) μ s (conductor-conductor)	≤ 23 V
Response time t_A (Core-Core)	≤ 1 ns
Response time t_A (Core-Earth)	≤ 100 ns
Input attenuation a_E , sym.	0.5 dB (≤ 600 kHz)
Cut-off frequency f_g (3 dB), sym. in 50 Ohm system	typ. 3 MHz
Capacity (Core-Core)	3 nF
Resistance in series	2.2 Ω (Path 1-2/5-6) 2.2 Ω (Path 7-8, 11-12)
Surge protection fault message	None
Surge current resistance (conductor-conductor)	C2 - 10 kV/5 kA
Surge current resistance (conductor-ground)	C2 - 10 kV/5 kA
	D1 - 2.5 kA

Connection data

Connection method	Screw connection (in connection with the base element)
Connection type IN	PLUGTRAB plug-in system
Connection type OUT	PLUGTRAB plug-in system
Screw thread	M3
Tightening torque	0.8 Nm
Stripping length	8 mm
Conductor cross section stranded min.	0.2 mm ²
Conductor cross section stranded max.	2.5 mm ²
Conductor cross section solid min.	0.2 mm ²
Conductor cross section solid max.	4 mm ²
Conductor cross section AWG/kcmil min.	24

Surge protection plug - PT 2X2-12DC-ST - 2838254

Technical data

Connection data

Conductor cross section AWG/kcmil max	12
---------------------------------------	----

Standards and Regulations

Standards/regulations	IEC 61643-21
	DIN EN 61643-21
	UL 497B

Classifications

eCl@ss

eCl@ss 4.0	27140201
eCl@ss 4.1	27130801
eCl@ss 5.0	27130801
eCl@ss 5.1	27130801
eCl@ss 6.0	27130807
eCl@ss 7.0	27130807
eCl@ss 8.0	27130807

ETIM

ETIM 2.0	EC000943
ETIM 3.0	EC000943
ETIM 4.0	EC000943
ETIM 5.0	EC000943

UNSPSC

UNSPSC 6.01	30212010
UNSPSC 7.0901	39121610
UNSPSC 11	39121610
UNSPSC 12.01	39121610
UNSPSC 13.2	39121620

Approvals

Approvals

Approvals

UL Listed / GOST

Surge protection plug - PT 2X2-12DC-ST - 2838254

Approvals

Ex Approvals

UL Listed / cUL Listed / ATEX / cULus Listed

Approvals submitted

Approval details

UL Listed	
Nominal current I _N	0.45 A
Nominal voltage U _N	12 V

GOST	
------	--

Accessories

Accessories

Device marking

Zack marker strip - ZBN 18:UNBEDRUCKT - 2809128



Zack marker strip, Strip, white, unlabeled, can be labeled with: Plotter, Mounting type: Snap into tall marker groove, for terminal block width: 18 mm, Lettering field: 18 x 5 mm

Labeled terminal marker

Zack Marker strip, flat - ZBF 5,LGS:FORTL.ZAHLEN - 0808671



Zack Marker strip, flat, Strip, white, labeled, Printed horizontally: Consecutive numbers 1 - 10, 11 - 20, etc. up to 491 - 500, Mounting type: Snap into flat marker groove, for terminal block width: 5 mm, Lettering field: 5.15 x 5.15 mm

Surge protection plug - PT 2X2-12DC-ST - 2838254

Accessories

Zack Marker strip, flat - ZBF 5,LGS:GERADE ZAHLEN - 0810821



Zack Marker strip, flat, Strip, white, labeled, Printed horizontally: Consecutive numbers 2 - 20, 22 - 40, etc. up to 82 - 100, Mounting type: Snap into flat marker groove, for terminal block width: 5 mm, Lettering field: 5.15 x 5.15 mm

Zack Marker strip, flat - ZBF 5,LGS:UNGERADE ZAHLEN - 0810863



Zack Marker strip, flat, Strip, white, labeled, Printed horizontally: Odd numbers 1 - 19, 21 - 39, etc. up to 81 - 99, Mounting type: Snap into flat marker groove, for terminal block width: 5 mm, Lettering field: 5.15 x 5.15 mm

Zack Marker strip, flat - ZBF 5,QR:FORTL.ZAHLEN - 0808697



Zack Marker strip, flat, Strip, white, labeled, Printed vertically: Consecutive numbers 1 - 10, 11 - 20, etc. up to 91 - 100, Mounting type: Snap into flat marker groove, for terminal block width: 5 mm, Lettering field: 5.15 x 5.15 mm

Marker pen

Marker pen - X-PEN 0,35 - 0811228



Marker pen without ink cartridge, for manual labeling of markers, labeling extremely wipe-proof, line thickness 0.35 mm

Terminal marking

Zack Marker strip, flat - ZBF 5:UNBEDRUCKT - 0808642



Zack Marker strip, flat, Strip, white, unlabeled, can be labeled with: Plotter, Mounting type: Snap into flat marker groove, for terminal block width: 5 mm, Lettering field: 5.1 x 5.2 mm

Surge protection plug - PT 2X2-12DC-ST - 2838254

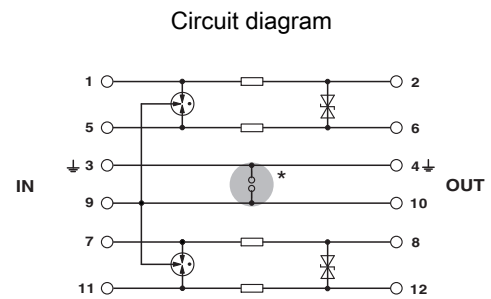
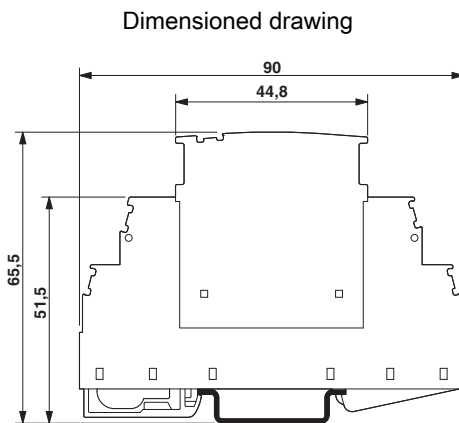
Accessories

Zack Marker strip, flat - ZBF 5/WH-100:UNBEDRUCKT - 0808668



Zack Marker strip, flat, Strip, white, unlabeled, can be labeled with: Plotter, Mounting type: Snap into flat marker groove, for terminal block width: 5 mm, Lettering field: 5.15 x 5.15 mm

Drawings



The figure shows the complete module consisting of a base element and connector

Surge protection plug - PT 2X2-12DC-ST - 2838254

Catalog photo




Figure may contain other products.

Phoenix Contact 2014 © - all rights reserved
<http://www.phoenixcontact.com>