

## Current transducers - MCR-S-1-5-UI-DCI-NC - 2814715

Please be informed that the data shown in this PDF Document is generated from our Online Catalog. Please find the complete data in the user's documentation. Our General Terms of Use for Downloads are valid (<http://phoenixcontact.com/download>)



MCR current transducer, programmable and configurable, for measuring direct, alternating and distorted currents, input current 0...0.2 to 0...11 A, unconfigured

The illustration shows version MCR-S-1-5-UI-DCI

### Product Features

- True r.m.s. value measurement
- Device can be set via DIP switches or MCR/PI-CONF-WIN configuration software
- 3-way isolation



### Key commercial data

Packing unit	1 pc
Weight per Piece (excluding packing)	192.1 GRM
Custom tariff number	85437090
Country of origin	Germany

### Technical data

#### Note

Utilization restriction	EMC: class A product, see manufacturer's declaration in the download area
-------------------------	---

#### Dimensions

Width	22.5 mm
Height	99 mm
Depth	114.5 mm

#### Ambient conditions

Ambient temperature (operation)	-20 °C ... 60 °C
---------------------------------	------------------

## Current transducers - MCR-S-1-5-UI-DCI-NC - 2814715

### Technical data

#### Ambient conditions

Ambient temperature (storage/transport)	-40 °C ... 85 °C
Degree of protection	IP20

#### Input data

Input	Current measuring input
Number of inputs	3
Configurable/programmable	Yes, unconfigured
Input current range	0 A ... 11 A (AC/DC)
Operate threshold	2 % (of measuring range nominal value 1/5/10 A)
Setting range for min. input current	0 A ... 0.2 A
Setting range for max. input current	0 A ... 11 A
Impulse form	AC, DC or distorted currents
Overload capacity	2 x I <sub>N</sub> (continuous)
Surge strength	20 x I <sub>N</sub> (1 s)
Frequency measuring range	15 Hz ... 400 Hz
Connection method	Screw connection

#### Output data

Output name	Voltage output / current output
Configurable/programmable	Yes, unconfigured
Voltage output signal	0 V ... 10 V
	2 V ... 10 V
	-10 V ... 10 V
	0 V ... 5 V
	1 V ... 5 V
	-5 V ... 5 V
	10 V ... 0 V
	10 V ... 2 V
	10 V ... -10 V
	5 V ... 0 V
	5 V ... 1 V
	5 V ... -5 V
Current output signal	0 mA ... 20 mA
	4 mA ... 20 mA
	20 mA ... 0 mA
	20 mA ... 4 mA
Load/output load voltage output	> 10 kΩ
Load/output load current output	< 500 Ω

## Current transducers - MCR-S-1-5-UI-DCI-NC - 2814715

### Technical data

#### Switching output

Output name	No switching output
-------------	---------------------

#### Power supply

Supply voltage range	20 V DC ... 30 V DC
Max. current consumption	< 40 mA (without load)

#### Connection data

Connection method	Screw connection
Conductor cross section solid min.	0.2 mm <sup>2</sup>
Conductor cross section solid max.	2.5 mm <sup>2</sup>
Conductor cross section AWG/kcmil min.	24
Conductor cross section AWG/kcmil max	14
Conductor cross section stranded min.	0.2 mm <sup>2</sup>
Conductor cross section stranded max.	2.5 mm <sup>2</sup>
Stripping length	8 mm
Screw thread	M3

#### General

Maximum transmission error	< 0.5 % (of nominal range value under nominal conditions)
Temperature coefficient, typical	< 0.025 %/K
Step response (10-90%)	330 ms (with AC) 40 ms (with DC)
Status display	Green LED
Surge voltage category	III
Pollution degree	2
Rated insulation voltage	300 V AC (to earth)
Test voltage input/output	4 kV (50 Hz, 1 min.)
Test voltage input/power supply	4 kV (50 Hz, 1 min.)
Test voltage output/power supply	500 V (50 Hz, 1 min.)
Electromagnetic compatibility	Conformance with EMC Directive 2004/108/EC
Noise emission	EN 61000-6-4
Noise immunity	EN 61000-6-2
Color	green
Housing material	Polyamide PA non-reinforced
Mounting position	any
Conformance	CE-compliant
UL, USA / Canada	Class I, Zone 2, AEx nC IIC T6, Ex nC IIC T6

## Current transducers - MCR-S-1-5-UI-DCI-NC - 2814715

### Classifications

#### eCl@ss

eCl@ss 4.0	27200303
eCl@ss 4.1	27200303
eCl@ss 5.0	27200303
eCl@ss 5.1	27200303
eCl@ss 6.0	27200303
eCl@ss 7.0	27142316
eCl@ss 8.0	27142316

#### ETIM

ETIM 2.0	EC001440
ETIM 3.0	EC001440
ETIM 4.0	EC001440
ETIM 5.0	EC002475

#### UNSPSC

UNSPSC 6.01	30211506
UNSPSC 7.0901	39121008
UNSPSC 11	39121008
UNSPSC 12.01	39121008
UNSPSC 13.2	39121008

### Approvals

#### Approvals

---

##### Approvals

UL Recognized / cUL Recognized / GOST / cULus Recognized

---

##### Ex Approvals

UL Listed / cUL Listed / cULus Listed

---


##### Approvals submitted

---

#### Approval details

## Current transducers - MCR-S-1-5-UI-DCI-NC - 2814715

### Approvals



### Accessories

#### Accessories

#### Arrester test system

Conductor - CM-KBL-RS232/USB - 2881078



Connecting cable D-9-SUB to USB, with adapter D-9-SUB to D-25-SUB.

---

### Configuration and diagnostics

Configuration software - MCR/PI-CONF-WIN - 2814799



PI/MCR configuration software for programming PI-EX-RTD..., PI-EX-TC..., MCR-T..., MCR-PSP..., MCR-f..., and MCR-S... modules. This software is available to download free of charge at - [phoenixcontact.com](http://phoenixcontact.com).

---

### Programming adapter

# Current transducers - MCR-S-1-5-UI-DCI-NC - 2814715

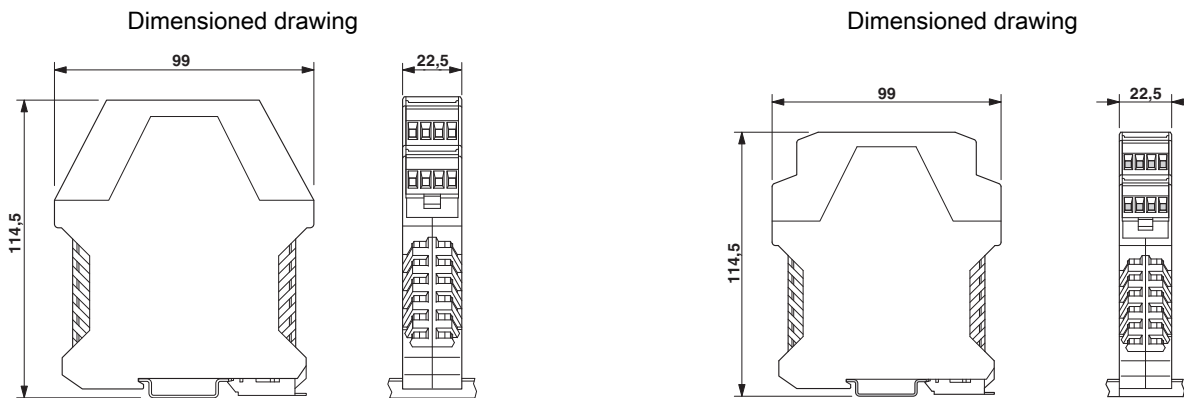
## Accessories

Adapter cable - MCR-TTL-RS232-E - 2814388

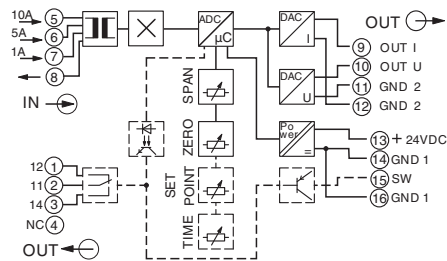


Software adapter cable (Stereo jack connector/D-SUB 25-pos.), 1.2 m length, for programming MCR-T-..., MCR-S-... and MCR-f-... modules

## Drawings



Circuit diagram



## Current transducers - MCR-S-1-5-UI-DCI-NC - 2814715

Catalog photo



Figure may contain other products.