

Solid-state contactor - ELR 3-230AC/500AC- 2 - 2297206

Please be informed that the data shown in this PDF Document is generated from our Online Catalog. Please find the complete data in the user's documentation. Our General Terms of Use for Downloads are valid (<http://phoenixcontact.com/download>)



Three-phase solid-state contactor with 230 V AC input, 2 A output current, zero voltage switch, optionally with thermal fuse

Product Features

- Optional thermal fuse
- Stable and short switching times
- Long service life
- Noise and wear-free switching
- High switching frequency
- Integrated protection circuit



Key commercial data

Packing unit	1 pc
Weight per Piece (excluding packing)	1000.0 GRM
Custom tariff number	85364900
Country of origin	Germany

Technical data

Dimensions

Width	40 mm
Height	99 mm
Depth	114.5 mm

Ambient conditions

Ambient temperature (operation)	-25 °C ... 70 °C
Ambient temperature (storage/transport)	-25 °C ... 70 °C
Degree of protection	IP20

Solid-state contactor - ELR 3-230AC/500AC- 2 - 2297206

Technical data

Input data

Input name	Device supply
Mains frequency	50 Hz
	60 Hz
Rated actuating voltage U_c	230 V AC
Voltage range with reference to U_c	0.4 ... 1.1
Rated actuating current I_c	12.5 mA
Switching threshold "0" signal, voltage	48 V AC
Switching threshold "1" signal voltage	96 V AC
Protective circuit	Surge protection Varistor
Status display	Yellow LED
Indication	Red LED

Output data

Output name	AC output
Nominal output voltage	500 V AC
Nominal output voltage range	48 V AC ... 575 V AC
Periodic peak reverse voltage	1200 V
Mains frequency	50 Hz
	60 Hz
Load current	≤ 2 A (see derating curve)
Rated operating current at AC-51	2 A
Rated operating current at AC-53a	2 A
Leakage current	6 mA
Residual voltage	< 1.5 V
Surge current	200 A ($t = 10$ ms)
Max. load value	250 A ² s
Type of protection	RCV circuit
Surge voltage protection	> 575 V AC

General

Test voltage input/output	5 kV _{rms}
Mounting position	Vertical (horizontal DIN rail)
Assembly instructions	Can be aligned with spacing = 20 mm
Operating mode	100% operating factor
Designation	Standards/regulations
Standards/regulations	DIN EN 50178
	EN 60947
Designation	Power station requirements

Solid-state contactor - ELR 3-230AC/500AC- 2 - 2297206

Technical data

General

Standards/regulations	DWR 1300 / ZXX01/DD/7080.8d
Designation	Air and creepage distances between the power circuits
Standards/regulations	DIN EN 50178
Rated surge voltage / insulation	6 kV / Basic isolation
Rated insulation voltage	500 V
Pollution degree	2
Surge voltage category	III

Classifications

eCl@ss

eCl@ss 4.0	27371102
eCl@ss 4.1	27371102
eCl@ss 5.0	27371601
eCl@ss 5.1	27371601
eCl@ss 6.0	27371601
eCl@ss 7.0	27371601
eCl@ss 8.0	27371601

ETIM

ETIM 2.0	EC000066
ETIM 3.0	EC000066
ETIM 4.0	EC000066
ETIM 5.0	EC002055

UNSPSC

UNSPSC 6.01	30211915
UNSPSC 7.0901	39121514
UNSPSC 11	39121514
UNSPSC 12.01	39121514
UNSPSC 13.2	39121514

Approvals

Approvals

Approvals

UL Listed / cUL Listed / GL / UL Listed / cUL Listed / cUL Listed / cULus Listed / cULus Listed / cULus Listed / null / null / null / null

Solid-state contactor - ELR 3-230AC/500AC- 2 - 2297206

Approvals

Ex Approvals


Approvals submitted


Approval details

UL Listed 

cUL Listed 


GL

UL Listed 

cUL Listed 

cUL Listed 

cULus Listed 

cULus Listed 

Solid-state contactor - ELR 3-230AC/500AC- 2 - 2297206

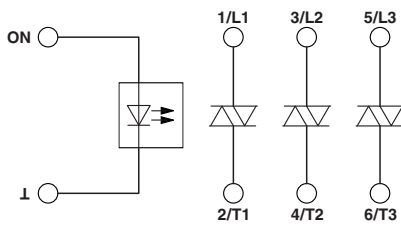
Approvals

cULus Listed



Drawings

Block diagram



Diagram

